

Chief Executive Officer
Reggie Joiner

Editor in Chief
Melanie Williams

Editor
Dana Wilkerson

Copy Editors
Elloa Davis
Kelly Nishi
Wendi Zebell

Group Experience Writers
Marcia Banks
Kristi Lemoine
Vicki Noblitt
Jill Turner
Dana Wilkerson

GodTime Writer
Marcia Banks

Family Experience Writers
Holly Crawshaw
Greg Payne
Phil Pierce
Jon Williams
Bill Winegardner

Music Producers & Writers
Chrystina Fincher
Jayce Fincher

Graphic Designer
Mike Davis

Illustration
Jodi Blackwell
Joe Goode

Technical & Web Support
Hadley Brandt

Executive Director
Sue Miller

Scripture marked "NIRV" is taken from the Holy Bible, New International Reader's Version™, Copyright ©1995, 1996, 1998 by International Bible Society. Used by permission of Zondervan Publishing House. All rights reserved.

Scripture marked "NIV" is taken from the Holy Bible, NEW INTERNATIONAL VERSION®. Copyright © 1973, 1978, 1984 Biblica. All rights reserved throughout the world. Used by permission of Biblica.

Scripture taken from THE MESSAGE. Copyright © 1993, 1994, 1995, 1996, 2000, 2001, 2002. Used by permission of NavPress Publishing Group.

252 BASICS®

Group and Family Experiences for K-5th Grades

1. I need to make the wise choice.
2. I can trust God no matter what.
3. I should treat others the way I want to be treated.

Statement of Faith

ABOUT GOD

God is the one and only true God, yet He exists in three persons: God the Father, God the Son, and God the Holy Spirit. God is the Creator, so everything belongs to Him and is under His control. God is holy, so He is righteous, majestic, and loving. God is all knowing and purposeful, so He's at work to bring about His will. No person, thing, or idea compares to God.

ABOUT THE SCRIPTURES

God reveals Himself to us through the Bible, and it is 100% accurate, reliable, and authoritative.

User Agreement

The reThink Group gladly grants permission to churches, schools, and other licensees to tailor 252 Basics® materials to fit their unique leadership requirements, locale and format preferences, and physical environment needs. However, if you wish to edit the content substantively, including Bible stories, learning activities, scripts, and any other content in which biblical principles and concepts are presented, you are obligated to do so within the doctrinal guidelines we've expressed in our Statement of Faith.

These resources are intended to be downloaded and printed for use by the subscribing entity only and may not be electronically transferred to or duplicated by other non-subscribing entities. Any unauthorized reproduction of this material or incorporation into a new work is a direct violation of US copyright laws. © 2010 The reThink Group. All rights reserved. 252 Basics® and the 252 Basics® logo are trademarks of The reThink Group, Inc.

©2010 The reThink Group
All rights reserved. www.reThinkGroup.org

ABOUT PEOPLE

People are made in God's image and for His pleasure. But everybody falls short of God's intention, or ideal, for people. In other words, everyone has sinned. As a result, we are all separated from Him, even though He wants an intimate relationship with each of us.




ABOUT SALVATION

That's why Jesus—God's Son—came and lived on this earth, died, and rose again. God offers His free gift of salvation to all who believe in Jesus and accept Him as Savior—the only way to be forgiven and reconciled to God. Anyone who accepts this gift is adopted as a son or daughter into God's family and will live with Him forever in heaven.

252 BASICS®

Virtue: SERVICE

Lending a hand to help someone else.





Feet First

Memory Verse: "Serve wholeheartedly, as if you were serving the Lord, not men." Ephesians 6:7, NIV

Bible Story: Feet First (Jesus washes the disciples' feet) • John 13:1-17

Bottom Line: What in the world are you doing to put others first?



POWER UP Large group 20-25 minutes

- Engage the Heart
- for kindergarten–3rd grade



Virtue:

SERVICE

Lending a hand to help someone else.

Bottom Line: What in the world are you doing to put others first?



Memory Verse: "Serve wholeheartedly, as if you were serving the Lord, not men." Ephesians 6:7, NIV



POWER UP: Engage the Heart

Large Group, 20-25 minutes

Bible Story:

FEET FIRST

John 13:1-17

PREVIEW

Power Up is designed to engage children in worship in a large group setting. Music, prayer, and an innovative approach to the Bible story are always a part of this interactive time.

Especially for Kindergarten–3rd Grade

FOR LEADERS ONLY

Remember that old "'After you!' 'No, after you!'" gag in which each cartoon character insists that the other go first? Ridiculous in the extreme, but that's where we're going today. (1) Service—lending a hand to help someone else—is, in essence, putting someone else first. Not just letting someone GO first, but being intentional about putting them and their needs before our own. (2) When Jesus washed the disciples' feet, He put them first, even though by all that was right they should've been washing HIS feet. (3) If Jesus, God's Son, could put others first, then we should, too. Forget position or title, who got there first, or who did or didn't make the mess. Following Jesus' example involves seeing to others' needs before our own comfort. So this week, help kids discover that (4) when they put others first, they'll be showing them what Jesus is like.

Heads up: Today's large group includes an explanation of God's plan for our salvation. (See the highlighted paragraph in particular.) Make sure you spend time thinking about and praying for the kids who will walk through your doors today as you prepare for this lesson. Ask God to help you be sensitive to His leading, to choose your words carefully, and to prepare the kids' hearts for this most important message. Use simple, concrete terms that kids can understand, but let the Holy Spirit do the leading.

GET READY

Gather all the supplies needed for large group:

- People: You'll need the Host, the two kids who win the "Stinky Chore" contest, a Storyteller, and a Worship Leader.



Recycle • Make It Stick
What do you want to make sure they never forget?



Impress • Make It Big
What is the one thing you want them to understand?



Personalize • Make It Real
What can you model for them from your own life?



Apply • Make It Fit
What do you want them to walk away and do?



Transition • Make It Flow
What will you say or do to keep them engaged?



POWER UP: Engage the Heart

Large Group, 20-25 minutes • for kindergarten–3rd grade

- **Bibles:** You will need a Bible for the story presentation and worship (preferably the NIV).
- **Large Group Visuals (from the Web site):** Prepare “Bible Story Outline” as noted in the LGVs. You will also need today’s “Bottom Line Slide,” which you prepared at the beginning of the month.
- **Props and Costumes:** Host is dressed as “Mr. Green” in logo T-shirt (or green shirt), shorts, and sandals. Also provide Host with a hand-held microphone, yellow rubber kitchen cleaning gloves, clear safety goggles, and a swimming nose clip. Place three chairs, a pitcher of water, a basin, and a big towel onstage. Storyteller should wear a jacket, vest, or outer shirt he/she can remove during story. Also provide the Host with a printed copy of an email message. Prepare a visual summary with the results and totals of your church’s ministry project. This may be in the form of a CG slide, a poster, or handwriting on a white- or blackboard.
- **Movie Clips and Such (CG):** Obtain and prepare to show the NBC *Nightly News* “Making a Difference” segment about kids boxing up food to send to other kids thousands of miles away (“Kids Against Hunger,” kids’ drive to end hunger): (<http://www.msnbc.msn.com/id/21134540/vp/11766248#11766248>) *Tip: These clips typically load with ads you have to watch first. You may want to pre-watch the ads in order to cue the clip for immediate viewing.*
- **Music and Sound Effects (SFX):** You will need high-energy music as the kids enter and exit the room (like the downloadable MP3 virtue song from the Web site). For worship, you will need *The Way I Was Made* CD. (See permissions notes in week 1.)

SFX: Play high-energy music as kids enter.

Host is onstage greeting kids, dressed as “Mr. Green” and also wearing yellow rubber gloves, safety goggles, and a swimming nose clip. Host carries a hand-held microphone.

1. Get Started


HOST: (In a pinched-nose voice due to the nose clip) “Good morning, kids! Sorry for the way I’m dressed, but I helped my friend do a really stinky job this morning. We made a compost heap! Know what that is? You use



POWER UP: Engage the Heart

Large Group, 20-25 minutes • for kindergarten–3rd grade

compost for organic fertilizer to help your plants and garden stuff grow. It's great for the environment, but it is oh, so stinky! You make it by piling leftovers, decomposing leaves, and other stinky stuff in a big bin. Pee-yew! I didn't really want to help, but since I would have wanted my friend to help me, I thought I should treat him the same way. Because how should I treat others?"

KIDS:  "I should treat others the way I want to be treated."

HOST: *(Still in the pinched-nose voice)* "Exactly, and everyone likes a little help doing stinky jobs. I bet your dad would like help cleaning the toilets and your mom would love some help cleaning out the gutters. How many of you help with stinky jobs or chores around your house? Raise your hands. Okay, I want to talk to a few of you who help with the stinky jobs, and see who has the stinkiest jobs."

Host moves into audience and selects five to six kids who explain their stinky chores into Host's hand-held mic. Host may need to prompt kids by suggesting chores such as cleaning the cat litter box, taking out garbage, washing the dog, etc. Host prompts audience to vote with applause for kids with the stinkiest jobs. The two kids who garnered the most applause get to help with the Bible story. Storyteller enters during voting.

STORYTELLER: *(To the two winners)* "Wow, you guys know all about stinky jobs, which makes you the perfect helpers for our Bible story today. [Insert Host's name], come onstage with the kids."

2. Present the Bible Lesson

Storyteller: Note that the following Bible lesson script has been organized into three main points (noted in brown) to help you present it in a memorable way. The lesson concludes with a "closer" to help make real-life application for kids.

STORYTELLER: *(Open Bible to John 13)* "In John, chapter 13 you can read about a time when Jesus did a stinky chore. This happened near the end of



POWER UP: Engage the Heart

Large Group, 20-25 minutes • for kindergarten–3rd grade

Jesus' ministry here on Earth. Jesus had spent three years with His friends, the disciples, preaching, teaching, and helping people. This event happened the very last night they would all spend together.

Host removes gloves, nose clip, and goggles, and sits with two kids in chairs onstage.

JESUS LOVED

STORYTELLER: "It was right before the Passover Feast. This was an important time to honor God for rescuing His people from slavery in Egypt. One way they celebrated was to have a special dinner together. (*To Host and kids*) You guys will be three of the disciples getting ready to share this meal. The disciples didn't know this would be their last time together, but Jesus knew. He knew He would die soon on the cross. He knew He was going back to live with God in heaven. He wanted to show His friends how much He loved them.

While talking, remove jacket/vest/outer shirt, then wrap towel around waist. Take each child's shoes/socks off and wash his/her feet by pouring water from the pitcher over his/her feet into the basin, then drying with towel.

JESUS SERVED

STORYTELLER: "To the surprise of the disciples, Jesus took off His coat, wrapped a cloth around His waist, and started washing the feet of His friends. Now you have to understand that back then, people wore sandals and walked everywhere. Your feet could get really dirty. Imagine if you're walking down the road and a camel came by and left a smelly 'camel patty' in the middle of the road and then you stepped in it! Pee-yew is right! We're talking a very stinky chore—not something done by their Lord and Master! Anyway, no one expected Jesus to serve him in this lowly way. But He did. Jesus washed their feet then dried them with a towel wrapped around His waist. (*To the two kids*) You guys can put your shoes back on now.

Move to wash Host's ('Peter's') feet.

OUR EXAMPLE

STORYTELLER: "Then Jesus came to Peter. It was his turn for a little foot washing."



POWER UP: Engage the Heart

Large Group, 20-25 minutes • for kindergarten–3rd grade

HOST: “No way, man! I’m wearing sandals, and if you’ll remember, I was building a compost heap this morning. There’s no telling what I stepped in.”

STORYTELLER: “Well, no matter how stinky this job is, I need to do it to show what Jesus did for Peter. Anyway, that’s exactly how Peter reacted to Jesus. He said, ‘You will never wash my feet.’ (*John 13:8, NIV*) But Jesus insisted, saying, ‘If you don’t let me wash your feet, you can’t share life with me.’”

Remove Host’s sandals and wash feet.

HOST: “Well, if you’re going to do my feet, you might as well clean up my hands. Or how about a shampoo? Don’t forget to scrub behind my ears.”

STORYTELLER: “You must already know what Peter said to Jesus! Peter also asked Jesus to wash his hands and head, but Jesus told him they were clean enough. He just needed to wash his feet. (*To Host*) Okay, you’re all clean; put on your sandals.

Stand up, remove towel, and put on outer clothing. Host puts on sandals.

STORYTELLER: “Jesus finished up and put His coat back on. Then He asked the guys if they understood what He had done. I’m thinking no one did, because Jesus explained. (*Read John 13:14-15, NIV*) ‘I, your Lord and Teacher, have washed your feet. So you also should wash one another’s feet. I have given you an example. You should do as I have done for you.’ By taking the position of a lowly servant and washing His friends’ feet, Jesus was putting them first, showing them how important they were to Him, even though He was God’s Son. Jesus gave us an example of how to serve others by putting them first. Do any of you follow Jesus’ example? **!What in the world are you doing to put others first?** Let’s give our ‘actors’ a big round of applause as they carry all this stuff backstage.

Host and kids carry chairs and props backstage and then kids return to audience.



POWER UP: Engage the Heart

Large Group, 20-25 minutes • for kindergarten–3rd grade

CLOSE THE STORY

STORYTELLER: “Jesus wanted us to follow His example and put others first. Do you ever look for ways to do this? When you look for ways to put others first, you think about what other people want and need before you think about yourself. For example, you could offer to fix your mom’s favorite dinner—a rabbit-food salad, yuck!—instead of asking to grill out burgers. Or instead of begging your dad to take you to the video arcade on Saturday, you could ride around in the golf cart while he plays a round. Even if it’s boring, you could put him first and do it, right? Or even though you like funny movies, why not watch a sci-fi flick with your friend? You may think those movies are lame, but he loves them. It’s all about thinking about the other person and putting him or her first. **! What in the world are you doing to put others first?** Turn and ask the person next to you that question.”

CG: Bottom Line Slide

STORYTELLER AND KIDS: ! “What in the world are you doing to put others first?”

STORYTELLER: “When you put others first, you show them what Jesus is like, because He always put others first. Jesus chose to leave the awesomeness of heaven and come live on Earth to be our Savior. He chose to die to pay for our sins! He put us first so that we could have a chance to live forever with God in heaven.

“If Jesus, God’s Son, could put others first, then we need to, too! So this week, I want you to put your family and friends first. Here’s the plan: when it comes time to choose a type of food, a game, or activity this week, let your family members or friends pick their favorites. This will make them feel so loved, important, and special. How cool is it that God has given you the chance to do that for someone?”

3. Pray


STORYTELLER: “Let’s pray ... God, thank You for giving us Jesus to be our Savior, our Friend, and our example. Help us to be like Jesus and serve others. Help us remember to put others first and show them Your love. Amen.”

**POWER UP:** Engage the Heart

Large Group, 20-25 minutes • for kindergarten–3rd grade

Worship Leaders enter during prayer. After praying, Storyteller exits.

4. Worship

WORSHIP LEADER: "I'm so glad Jesus has given me the example of His loving service. God gave us Jesus and the Bible to teach us. In the book of Psalms, King David wrote (*read Psalm 86:11, NIV*), 'Lord, teach me how you want me to live. Then I will follow your truth. Give me a heart that doesn't want anything more than to worship you.' Because God is my Teacher, who lovingly guides me to obey Him, I know that  **I can trust God no matter what.** Let's say that together."

WORSHIP LEADER and KIDS:  **"I can trust God no matter what."**

WORSHIP LEADER: "God teaches us to serve others. When we put others first as Jesus did, it's one way you and I can honor and worship God. Let's worship Him now and let God know we want to honor Him over and over."

*"Over and Over Again" / track 8 / from *The Way I Was Made**

WORSHIP LEADER: "God has given each one of us a purpose: to give Him glory. That means that in everything we do, we point people toward God and help them honor and worship Him. One way you can do that is by serving other people, by being God's 'hands and feet' in this world. Let's sing that song and praise God as loudly as we can."

*"Hands and Feet" / track 10 / from *The Way I Was Made**

Worship Leaders exit and Host enters.

5. What in the World?

HOST: "[Insert Worship Leader's name] said we each have a purpose, and that's true. God has a plan and purpose for everyone. Sometimes you might think your little bit of service can't really make a difference, but that's not true. Just look at the difference these kids made by giving their time and service."



POWER UP: Engage the Heart

Large Group, 20-25 minutes • for kindergarten–3rd grade

CG: NBC Nightly News “Making a Difference” clip

6. Wrap Up

HOST: “Those kids aren’t the only ones making a difference! You guys have done some wonderful things with our service project to help others. Let’s see what we’ve accomplished.

Show totals/results of your church’s ministry project.

“I’m proud of each one of you for learning to serve and put others first. Sometimes it’s a hard thing to do. *(Fill in your own similar real-life experience for the following.)* For instance, I decided to put aside some money each week to give for mission trips. But then I saw an ad for an amazing new pair of running shoes that I really want sooo bad. If I put all my savings toward the shoes, I can buy them! I have a tough choice to make. I can choose to put others first or I can choose to put myself first. Now, I’m probably not the only who’s ever had to make that kind of choice. Raise your hand if you’ve ever had to make that kind of choice. *(Pause for raised hands.)* That’s what I thought. When that happens what kind of choice do we need to make?”

HOST and KIDS: ↻ “I need to make the wise choice.”

HOST: “That’s right, but it’s hard sometimes. ↻ **When I have a tough choice like that to make, I like to read my Bible to help me grow wiser. The Bible is like ...** *(hold up printed email message)* **an email!** This is a message a friend sent me. I opened up my mail and read it. **And every time I open up and read my Bible, it’s like reading an email from God to me.** God uses the Bible to tell me all sorts of things, like how He wants me to live my life!

“This week, I want you kids to be wise, strong servants who put others first. It’s not always easy, but I know God can help you do it! I’ll see you next week.”

Dismiss children to their small groups.

SFX: Play high-energy music as the kids exit.