

Chief Executive Officer
Reggie Joiner

Editor in Chief
Melanie Williams

Editor
Dana Wilkerson

Copy Editors
Elloa Davis
Kelly Nishi
Wendi Zebell

Group Experience Writers
Marcia Banks
Kristi Lemoine
Vicki Noblitt
Jill Turner
Dana Wilkerson

GodTime Writer
Marcia Banks

Family Experience Writers
Holly Crawshaw
Greg Payne
Phil Pierce
Jon Williams
Bill Winegardner


Music Producers & Writers
Chrystina Fincher
Jayce Fincher

Graphic Designer
Mike Davis

Illustration
Jodi Blackwell
Joe Goode

Technical & Web Support
Hadley Brandt

Executive Director
Sue Miller




Scripture marked "NlrV" is taken from the Holy Bible, New International Reader's Version™, Copyright ©1995, 1996, 1998 by International Bible Society. Used by permission of Zondervan Publishing House. All rights reserved.

Scripture marked "NIV" is taken from the Holy Bible, NEW INTERNATIONAL VERSION®. Copyright © 1973, 1978, 1984 Biblica. All rights reserved throughout the world. Used by permission of Biblica.

Scripture taken from THE MESSAGE. Copyright © 1993, 1994, 1995, 1996, 2000, 2001, 2002. Used by permission of NavPress Publishing Group.

252 BASICS®

Group and Family Experiences for K-5th Grades



1. I need to make the wise choice.
2. I can trust God no matter what.
3. I should treat others the way I want to be treated.

Statement of Faith

ABOUT GOD

God is the one and only true God, yet He exists in three persons: God the Father, God the Son, and God the Holy Spirit. God is the Creator, so everything belongs to Him and is under His control. God is holy, so He is righteous, majestic, and loving. God is all knowing and purposeful, so He's at work to bring about His will. No person, thing, or idea compares to God.

ABOUT THE SCRIPTURES

God reveals Himself to us through the Bible, and it is 100% accurate, reliable, and authoritative.

User Agreement

The reThink Group gladly grants permission to churches, schools, and other licensees to tailor 252 Basics® materials to fit their unique leadership requirements, locale and format preferences, and physical environment needs. However, if you wish to edit the content substantively, including Bible stories, learning activities, scripts, and any other content in which biblical principles and concepts are presented, you are obligated to do so within the doctrinal guidelines we've expressed in our Statement of Faith.

These resources are intended to be downloaded and printed for use by the subscribing entity only and may not be electronically transferred to or duplicated by other non-subscribing entities. Any unauthorized reproduction of this material or incorporation into a new work is a direct violation of US copyright laws. © 2010 The reThink Group. All rights reserved. 252 Basics® and the 252 Basics® logo are trademarks of The reThink Group, Inc.

©2010 The reThink Group
All rights reserved. www.reThinkGroup.org

ABOUT PEOPLE

People are made in God's image and for His pleasure. But everybody falls short of God's intention, or ideal, for people. In other words, everyone has sinned. As a result, we are all separated from Him, even though He wants an intimate relationship with each of us.




ABOUT SALVATION

That's why Jesus—God's Son—came and lived on this earth, died, and rose again. God offers His free gift of salvation to all who believe in Jesus and accept Him as Savior—the only way to be forgiven and reconciled to God. Anyone who accepts this gift is adopted as a son or daughter into God's family and will live with Him forever in heaven.

252 BASICS®

Virtue: **SERVICE**

Lending a hand to help someone else.





Secret Service

Memory Verse: "Serve wholeheartedly, as if you were serving the Lord, not men." Ephesians 6:7, NIV

Bible Story: Secret Service (Jesus teaches about giving to the needy) • Matthew 6:1-4

Bottom Line: What in the world are you doing that only God knows?



POWER UP Large group 20-25 minutes

- Engage the Heart
- for kindergarten–3rd grade

Virtue:

SERVICE

Lending a hand to help someone else.

Bottom Line: What in the world are you doing that only God knows?



Memory Verse: "Serve wholeheartedly, as if you were serving the Lord, not men." Ephesians 6:7, NIV



POWER UP: Engage the Heart

Large Group, 20-25 minutes

Bible Story:

SECRET SERVICE

Matthew 6:1-4

PREVIEW

Power Up is designed to engage children in worship in a large group setting. Music, prayer, and an innovative approach to the Bible story are always a part of this interactive time.

Especially for Kindergarten–3rd Grade

FOR LEADERS ONLY

Today we wrap up our month-long look at (1) service, which is lending a hand to help someone else, by focusing on "secret service." (2) Of course we know from Scripture many things that Jesus did to serve others, but we also know there were occasions in which He told the recipient to keep quiet about it. Which didn't always work, since we can read about those events in the Bible, but the point is *motive*. Our motives count. Why we help and serve others matters. (3) Jesus wants us to serve others for good and right reasons. He doesn't want us to serve in order to be seen. In fact, He said if we do serve in order to be seen and praised by people, that's all the reward we'll get! (4) Instead, He wants us to serve others as if we were serving God, which will mean occasionally not letting the left hand know what the right hand is doing. Then our reward will come from Him. And God will get the credit.

GET READY

Gather all the supplies needed for large group:

- *People:* You'll need the Host, Worship Leaders, a Storyteller, and two kids from the audience.
- *Bibles:* You will need a Bible for the story presentation and worship (preferably the NIV).
- *Large Group Visuals (from the Web site):* Prepare "Hand Costume" and "Bible Story Outline" as noted in the LGVs. You will also need "Virtue Slide" and today's "Bottom Line Slide," which you prepared at the beginning of the month.



Recycle • Make It Stick
What do you want to make sure they never forget?



Impress • Make It Big
What is the one thing you want them to understand?



Personalize • Make It Real
What can you model for them from your own life?



Apply • Make It Fit
What do you want them to walk away and do?



Transition • Make It Flow
What will you say or do to keep them engaged?



POWER UP: Engage the Heart

Large Group, 20-25 minutes • for kindergarten–3rd grade

- *Props and Costumes:* Host should still be dressed as Mr. Green. Provide Worship Leader with a small prize to reward winner of “What in the World?” contest (during Get Started). Provide Storyteller with a book or folder resembling a large storybook. Tape a large-print version of the Bible lesson script (below) inside a storybook for Storyteller to “read.” Also provide Storyteller with a basket covered with a napkin, some play money, and a small mirror.
- *Movie Clips and Such (CG):* Using the macro setting on a digital camera, take a close-up photograph of the knuckle joint of a finger. Download the photo onto a PowerPoint® slide (or your preferred software) to be shown onscreen today. Alternatively, make a poster of your knuckle photo.
- *Music and Sound Effects (SFX):* You will need high-energy music as the kids enter the room (like the downloadable MP3 virtue song from the Web site). Obtain the theme song from *Mission: Impossible**, the movie or TV show, to play as kids exit the room. It’s available for download from online sources like iTunes®. For worship, you will need the *I Believe* and *The Way I Was Made* CDs. (See permissions notes in week 1.)

**Note: Legally a song belongs to the songwriter/composer who created it and the publisher who markets it. Performance rights organizations (PROs) license public performances (live or recorded) of their members’ music. Usually, but not always, PROs give general permission for performances in worship services. We recommend you obtain permission from the PRO representing the song or the publisher of the song you wish to play. PROs in the U.S. are ASCAP, BMI, and SESAC. For a list of PROs in your part of the world: www.iamusic.com. Look at the copyright on the CD or sheet music to discover the PRO or publisher of the song. It is up to you to make sure your church has permission to perform or play a recording of a song.*

SFX: Play high-energy music as kids enter.

Host and Worship Leader should be onstage greeting kids as they arrive.

1. Get Started

HOST: “Good morning, people! What in the world have you been doing all week? How many of you put someone else first? Excellent. That’s an awesome way to serve, which is what we’ve been talking about all month. Let’s say our virtue and definition together.”



POWER UP: Engage the Heart

Large Group, 20-25 minutes • for kindergarten–3rd grade

CG: *Virtue Slide*

HOST and KIDS: “Service—lending a hand to help someone else.”

HOST: “And we’ve been learning a bunch of ways we can help others in this big world we live in! We can help people by being God’s hands and feet. That means doing things God wants us to in order to help someone else. In a minute, we’re going to get up on our feet and sing to let God know that’s what we want to do. But first, check out this picture.

CG: *Up-close picture of knuckle*

“What in the world is it? Raise your hands and [insert Worship Leader’s name] will call on you to see who can guess correctly!”

Rest of Worship Team enters as Host is speaking. Host exits. Worship Leader will call on kids, as indicated below, until one guesses “finger” or “knuckle” and rewards child with small prize.

2. Worship

WORSHIP LEADER: “Who knows what this weird picture is? Here’s a clue—it’s part of something we have mentioned in a song we’ve been singing all month. *(When child guesses correctly)* You’re right! That weird, wrinkly thing is the knuckle on a finger of a hand that can be used to serve God. We can use our hands and feet to serve God and be His hands and feet in this world serving others. Now get up on your feet so we can sing!”

“Hands and Feet” / track 10 / from *The Way I Was Made*

Worship team exits and Storyteller enters, carrying props and Bible.

3. Present the Bible Lesson

Storyteller: Note that the following Bible lesson script has been organized into three main points (noted in brown)



POWER UP: Engage the Heart

Large Group, 20-25 minutes • for kindergarten–3rd grade

to help you present it in a memorable way. The lesson concludes with a “closer” to help make real-life application for kids.

STORYTELLER: “Hi, guys! We have a really fun story today. It’s based on something Jesus said about how and why we serve others and do good things for them. I’ll get into that a little later and if you want, you can read about it yourself in the book of Matthew, chapter 6. But for now, we’re going to act it out with a little story I call ‘The Parable of the Hands.’ Can I get my actors to come onstage?”

Kids in ‘left hand’ and ‘right hand’ costumes enter from backstage. Direct them to ‘wave’ to the audience by leaning side to side.

STORYTELLER: “This is Left Hand and this is Right Hand! Wave to the audience, Hands! Remember, Hands, you are going to act out the story as I read it. Just do what I say you do in the story and remember to move sideways so all those guys (*pointing to audience*) can see your costumes. Let’s begin.

Though you will ‘read’ the story, you should be very familiar with it in order to maintain eye contact and interact with the audience.

Direct ‘Left Hand’ to act out good deeds, as indicated in script below. Hand child basket and play money at appropriate points. He will need to hold them with his fingertips as both hands will be holding his costume. To ‘type’ an email, guide him to jiggle his costume up and down.

SEEN

STORYTELLER: “Once upon a time there were two hands. Both hands served others with many good deeds.

“One day, Left Hand decided to take a poor grandmother a basket of food. He took the food and knocked on the grandmother’s door. On the way, he made sure everyone he met knew what he was doing. ‘I’m taking food to this poor woman. Aren’t I kind and generous?’ he said. Left Hand wanted everyone to notice his good deed.



POWER UP: Engage the Heart

Large Group, 20-25 minutes • for kindergarten–3rd grade

“On Sunday, Left Hand gave a lot of money to his church. Because of that, he thought the best seat in church should always be saved just for him. He sent his friends a letter. *(To child)* Pretend you’re typing an email! He told everyone how much money he had given and told them to forward the email on so everyone would see what he had done. Left Hand made sure all his good works were seen.

While Left Hand stands to the side, direct Right Hand to act out the following actions (as indicated in script). Give him basket and money at appropriate points and guide him to pretend to type email by jiggling his costume up and down. Make eye contact with audience frequently.

SECRET

STORYTELLER: “Right Hand also heard about a hungry family who needed some food. He quietly sneaked over to their house, being careful no one saw him. *(To kid)* Be very sneaky and quiet! He put his basket of food on the doorstep, rang the doorbell, and ran to hide. *(To kid)* Quick, run away! ‘It’s better if they don’t see me,’ he said. ‘I want to help them, but I don’t want them to feel like they have to pay me back.’

“On Sunday, Right Hand also gave some money at church, but he put it in an envelope so no one would see what he gave. He didn’t want anyone to feel bad if they couldn’t give as much. That week, he also wrote a friend an email. But he didn’t even mention his gift of money. Instead, he told his friend how grateful he was for all God had done for him.

“Both hands did many good works. Left Hand made sure he was seen, but Right Hand did his good works in secret. The end. Everyone give a hand to our Hands! Thanks, kids, you can set your costumes down.

Guide kids to leave costumes onstage, facing audience, then return to their seats.

REWARD

STORYTELLER: “Listen to what Jesus said about the way Left Hand and Right Hand did their good deeds. *(Read Matthew 6:1a,3-4, NIV)* ‘Be careful not to do “good works” in front of others. Don’t do them to be seen by



POWER UP: Engage the Heart

Large Group, 20-25 minutes • for kindergarten–3rd grade

others ... When you give to the needy, don't let your left hand know what your right hand is doing. Then your giving will be done secretly. Your Father will reward you. He sees what you do secretly.'

Raise your own left and right hands to illustrate contrasting points.

"Jesus said we shouldn't give like Left Hand—to be seen. Instead, give like Right Hand—secretly. Don't give to be seen and noticed by others; do good works quietly, without drawing attention to yourself. Don't give in order to be praised by other people; give secretly. Don't do good things to be rewarded by people; then GOD will reward you. God sees the good things you do in secret and will reward you Himself.

"I know all of you do good things for others, but think about this: **! what in the world are you doing that only God knows?** What have you done to help someone else that only God saw you do?"

CLOSE THE STORY

STORYTELLER: "It's great to do good things for others, but Jesus said the way you do them is important, too. Have you ever been nice to your little brother or sister and then immediately bragged to your mom about it? Have you ever given your whole allowance as an offering at church and made sure your Small Group Leader knew it? God really wants to reward you for doing something good just to serve Him, not to get praise from other people. So ...

CG: Bottom Line Slide

! "... what in the world are you doing that only God knows? Can you think of anything? Don't tell me! God already knows it! Let's say it together."

STORYTELLER and KIDS: ! "What in the world are you doing that only God knows?"

STORYTELLER: "Every time you do something kind for someone else, you have a choice. You can brag about it to get people to praise you, or you can keep it quiet and allow God to reward you. When you're tempted to tell all your friends about your good deeds, what kind of choice do you need to make?"



POWER UP: Engage the Heart

Large Group, 20-25 minutes • for kindergarten–3rd grade

KIDS: ↻ "I need to make the wise choice."

STORYTELLER: "That's right. And right here in Matthew in the Bible, Jesus tells us what the wise choice is. ↻ **The Bible is like ...** (*hold up small mirror*) **a mirror. It shows us some things about ourselves that might need to change.**

"We all need to change from being like (*point to Left Hand costume*) Left Hand—doing good to be seen—to being like (*point to Right Hand costume*) Right Hand—doing good secretly. We all need to join the 'Secret Service.' All week long, come up with ways to serve your family and friends secretly and never let them know you're the one doing all the nice things. It will be so fun, I promise you. And God will see what you are doing in secret and reward you in some way."

4. Pray

STORYTELLER: "Let's pray ... Father God, thank You for doing so much for us. Help us to serve You by serving others in secret. We want to serve others to show them Your love. Help us all to be right-handed secret do-gooders. Amen."

Storyteller exits as Worship Team enters.

5. Worship

WORSHIP LEADER: "At the end of our Bible story today, you heard that Jesus said (*open Bible to Matthew 6:4b-c, NIV, and read*), 'Your Father will reward you. He sees what you do secretly.' God is your loving heavenly Father. He sees everything you do, and even though He doesn't have to, out of His love, He rewards you when you do the kind, caring things He wants you to do. Because God is my heavenly Father who knows everything and sees everything about me, I know that ↻ **I can trust God no matter what.**"

WORSHIP LEADER and KIDS: ↻ "I can trust God no matter what."

WORSHIP LEADER: "Let's tell our Father how much we love Him and how grateful we are for everything He does for us. Get up on your feet and sing really loud to thank Him."



POWER UP: Engage the Heart

Large Group, 20-25 minutes • for kindergarten–3rd grade

"Thank You" / track 2 / from *I Believe*

Worship Leader exits after song ends. Host enters.

6. Wrap Up

HOST: "We've had a great month learning to serve by lending a hand to help with our ministry project.

Give update/totals for your church's ministry project.

"I've learned a lot about service this month, like that I should do more than I have to, and I should help people that others don't. Last week, I learned I can serve by putting others first and today I heard all about secret service! Did you know that every time you lend a hand to help someone else, you're treating others the way God wants you to? What did Jesus say about how you and I should treat others?"

HOST and KIDS: 🔄 "I should treat others the way I want to be treated."

HOST: "That's right! So take everything you've learned about serving others and join the 'Secret Service' this week. You're going to make so many people feel loved and special with all the secret acts of service you do and I bet you'll feel pretty special while you're doing it!"

Dismiss children to their small groups.

SFX: Play Mission Impossible theme as the kids exit.