

**Chief Executive Officer**  
Reggie Joiner

**Editor in Chief**  
Melanie Williams

**Editor**  
Dana Wilkerson

**Copy Editors**  
Elloa Davis  
Kelly Nishi  
Wendi Zebell

**Group Experience Writers**  
Marcia Banks  
Kristi Lemoine  
Vicki Noblitt  
Jill Turner  
Dana Wilkerson

**GodTime Writer**  
Marcia Banks

**Family Experience Writers**  
Holly Crawshaw  
Greg Payne  
Phil Pierce  
Jon Williams  
Bill Winegardner

**Music Producers & Writers**  
Chrystina Fincher  
Jayce Fincher

**Graphic Designer**  
Mike Davis

**Illustration**  
Jodi Blackwell  
Joe Goode

**Technical & Web Support**  
Hadley Brandt

**Executive Director**  
Sue Miller

Scripture marked "NIV" is taken from the Holy Bible, New International Reader's Version™, Copyright ©1995, 1996, 1998 by International Bible Society. Used by permission of Zondervan Publishing House. All rights reserved.

Scripture marked "NIV" is taken from the Holy Bible, NEW INTERNATIONAL VERSION®. Copyright © 1973, 1978, 1984 Biblica. All rights reserved throughout the world. Used by permission of Biblica.

Scripture taken from THE MESSAGE. Copyright © 1993, 1994, 1995, 1996, 2000, 2001, 2002. Used by permission of NavPress Publishing Group.

# 252 BASICS®

Group and Family Experiences for K-5th Grades

1. I need to make the wise choice.
2. I can trust God no matter what.
3. I should treat others the way I want to be treated.

## Statement of Faith

### ABOUT GOD

God is the one and only true God, yet He exists in three persons: God the Father, God the Son, and God the Holy Spirit. God is the Creator, so everything belongs to Him and is under His control. God is holy, so He is righteous, majestic, and loving. God is all knowing and purposeful, so He's at work to bring about His will. No person, thing, or idea compares to God.

### ABOUT THE SCRIPTURES

God reveals Himself to us through the Bible, and it is 100% accurate, reliable, and authoritative.

### User Agreement

The reThink Group gladly grants permission to churches, schools, and other licensees to tailor 252 Basics® materials to fit their unique leadership requirements, locale and format preferences, and physical environment needs. However, if you wish to edit the content substantively, including Bible stories, learning activities, scripts, and any other content in which biblical principles and concepts are presented, you are obligated to do so within the doctrinal guidelines we've expressed in our Statement of Faith.

These resources are intended to be downloaded and printed for use by the subscribing entity only and may not be electronically transferred to or duplicated by other non-subscribing entities. Any unauthorized reproduction of this material or incorporation into a new work is a direct violation of US copyright laws. © 2010 The reThink Group. All rights reserved. 252 Basics® and the 252 Basics® logo are trademarks of The reThink Group, Inc.

©2010 The reThink Group  
All rights reserved. [www.reThinkGroup.org](http://www.reThinkGroup.org)

### ABOUT PEOPLE

People are made in God's image and for His pleasure. But everybody falls short of God's intention, or ideal, for people. In other words, everyone has sinned. As a result, we are all separated from Him, even though He wants an intimate relationship with each of us.





### ABOUT SALVATION

That's why Jesus—God's Son—came and lived on this earth, died, and rose again. God offers His free gift of salvation to all who believe in Jesus and accept Him as Savior—the only way to be forgiven and reconciled to God. Anyone who accepts this gift is adopted as a son or daughter into God's family and will live with Him forever in heaven.

# 252 BASICS®

## Virtue: SERVICE

Lending a hand to help someone else.





## Neighborhood Watch

**Memory Verse:** "Serve wholeheartedly, as if you were serving the Lord, not men." Ephesians 6:7, NIV

**Bible Story:** Neighborhood Watch (the parable of the good Samaritan) • Luke 10:30-37

**Bottom Line:** What in the world are you doing to help someone others won't help?



### PLUG IN Small groups

- 10-15 minutes
- Focus the Energy
- for 2nd-3rd grade

### CATCH ON Small groups

- 25-30 minutes
- Make the Connection
- for 2nd-3rd grade

**Virtue:**

**SERVICE**

Lending a hand to help someone else.

**Bottom Line:** What in the world are you doing to help someone others won't help?



**Memory Verse:** "Serve wholeheartedly, as if you were serving the Lord, not men." Ephesians 6:7, NIV



**PLUG IN: Focus the Energy**

Small Groups, 10-15 minutes

**Bible Story:**

**NEIGHBORHOOD WATCH**

Luke 10:30-37

**PREVIEW**

Plug In is designed to introduce children to the day's topic in a setting that gives them individualized attention from their Small Group Leader and plenty of interaction with a small group of peers.

Divide the children by age into groups of no more than 10. You will need one Small Group Leader for each small group. Ideally, assign the same Small Group Leader to the same group of kids for the entire year.

**2nd–3rd Grade**

**FOR LEADERS ONLY**

Last week we introduced kids to the virtue of (1) service, lending a hand to help someone else, in essence doing more than you "have to." (2) We said that Jesus always did more than He had to for others, more than the expected, and that (3) He wants us to treat others the same way. Living this way—more like the Samaritan and less like the Levite and priest—requires us to look and do: look, be intentional, keep an eye open for ways to lend a hand; then do it. (4) Help kids see that when we lend a hand to someone, including someone others won't help, we're showing that person—as well as everyone else in the neighborhood—Jesus' love.

**GET READY**

For each small group, do the following:

- **Early Arriver Idea:** Provide an interesting offering container.
- **Help with This:** Provide a spoon, a shoe, a pencil, a Band-Aid®, and a book.
- Gather the leaders together to pray before the kids arrive. Pray that each child would listen and learn the Bible truths presented during today's session. If any kids arrive before or during the prayer, invite them to participate with the leaders.



**Recycle • Make It Stick**  
What do you want to make sure they never forget?



**Impress • Make It Big**  
What is the one thing you want them to understand?



**Personalize • Make It Real**  
What can you model for them from your own life?



**Apply • Make It Fit**  
What do you want them to walk away and do?



**Transition • Make It Flow**  
What will you say or do to keep them engaged?



## PLUG IN: Focus the Energy

Small Groups, 10-15 minutes • for 2nd–3rd grade

- *Tip: As you greet parents dropping off their kids, give them a Fridge Door card so they'll know ahead of time what today's topic is.*

### SUPPLIES:

an interesting offering container

### Early Arriver Idea

Ask kids if anyone remembers this month's memory verse. Do they remember a key word that describes how we should serve? (*Wholeheartedly*) Did anyone serve wholeheartedly this week? Invite the kids to put their offerings in the offering container.

### SUPPLIES:


spoon, shoe, pencil, Band-Aid®, book

### Help with This

Set out the five items where kids can see them. Ask one volunteer to name a person who may need help, such as a person carrying bags of groceries, a teenager trying to find a lost dog, or an adult trying to get a baby in a stroller on a bus. Next, choose five volunteers to each grab one of the five items. Let these volunteers tell how they could use the item they are holding to help in the situation the volunteer just described.

Put the items back in the middle of the group, choose a new volunteer to name a person who may need help, choose five volunteers to grab items, and let them say how they could use that item to help in that specific situation. Play as long as time allows.

### WRAP UP

**SMALL GROUP LEADER:** "You may not think these things could help a lot of people, but you came up with some great ideas.  **Let's go to large group and learn about a guy who used what he had—including a donkey—to help someone in need."**

Lead your group to the large group environment.

**Virtue:**

**SERVICE**

Lending a hand to help someone else.

**Bottom Line:** What in the world are you doing to help someone others won't help?



**Memory Verse:** "Serve wholeheartedly, as if you were serving the Lord, not men." Ephesians 6:7, NIV

**Bible Story:**

**NEIGHBORHOOD WATCH**

Luke 10:30-37



**CATCH ON: Make the Connection**

Small Groups, 25-30 minutes

**PREVIEW**

Catch On is designed to help kids understand how the day's topic applies to them. They'll discuss real-life experiences, interact with a close-knit group of peers, and participate in a variety of activities that appeal to different learning styles. Life-application and memory-verse activities, as well as prayer, are always a part of this hands-on time.

Gather children into the same small groups as for Plug In. Make sure the same Small Group Leader works with the children.

*Heads up: Today's small group includes an explanation of God's plan for our salvation. (See the highlighted paragraph in particular.) Make sure you spend time thinking about and praying for the kids who will walk through your doors today as you prepare for this lesson. Ask God to help you be sensitive to His leading, to choose your words carefully, and to prepare the kids' hearts for this most important message. Use simple, concrete terms that kids can understand, but let the Holy Spirit do the leading.*

**2nd-3rd Grade**

**GET READY**

For each small group, do the following:

- **Be a Samaritan:** Provide a roll of gauze, an Ace® bandage, and a beach towel. Use masking tape to make a start and a finish line.
- **Line 'em Up:** Copy and cut apart two sets of "People Cards" (from the Activity Pages on the Web site). String two clotheslines or pieces of yarn between two fixed objects (such as chairs), with one line about six inches above the other. Provide 20 clothespins or paper clips.
- **Pray for Opportunity:** Provide the cards from "Line 'em Up" (above) and pens or pencils.
- **Run Wholeheartedly:** Provide Bibles and a large, open space where kids can run.
- Make copies on cardstock of this week's GodTime and Fridge Door cards.



**Recycle • Make It Stick**  
What do you want to make sure they never forget?



**Impress • Make It Big**  
What is the one thing you want them to understand?



**Personalize • Make It Real**  
What can you model for them from your own life?



**Apply • Make It Fit**  
What do you want them to walk away and do?



**Transition • Make It Flow**  
What will you say or do to keep them engaged?



## CATCH ON: Make the Connection

Small Groups, 25-30 minutes • for 2nd–3rd grade

\* If you don't have time to do all these activities, be sure to do activity #2. Activity #1 is particularly good for children who need to move in order to stay engaged (not just for boys).

### SUPPLIES:

roll of gauze, Ace® bandage, beach towel, start and finish lines

### 1. Be a Samaritan (a classroom-wide application activity / review the Bible lesson / great for boys)

Lead small groups to compete in a relay. On your signal, each small group will race to wrap a whole roll of gauze around a player's head, use an Ace® bandage to put his arm in a sling, and carry him on a beach towel from the starting line to the finish line.

*Note: SGLs need to ensure the "victim's" head doesn't touch the floor during transportation by positioning themselves at the "head" end of the towel.*

**CLASSROOM FACILITATOR:** "This game wasn't easy. You had to work hard to help your teammate. It would've been hard for the Samaritan to help, too. Jesus told that story to teach us that helping isn't always easy, but that God wants us to do it. He wants us to be unselfish, and to help people that others aren't helping. You may not have opportunities every day to help someone who's sick or hurt, but there are people all around who need your help.

**👣 It's not enough to notice a person in need and think about helping. Jesus wants you to DO something about it. ! What in the world are you doing to help someone others won't help?"**

### SUPPLIES:

two sets of "People Cards" (Activity Pages), clotheslines, clothespins/paper clips

### \* 2. Line 'em Up (application activity)

Show kids the first set of cards. Ask kids to work together to clip the cards to the top clothesline in order of those whom "most people" would like best to those most people would like the least. As kids work, help them talk through their options and come to a group consensus. *Tip: This is an opportunity for more meaty conversation. Note that "meaty" does not necessarily mean "longer." However, don't rush through this.*

Next, give kids the second set of cards. This time, ask kids to work together to clip the cards to the bottom clothesline in order of who they would be most likely to help to who they would be least likely to help. Again, help kids think through their arrangement by asking questions to help them clarify their thoughts.



## CATCH ON: Make the Connection

Small Groups, 25-30 minutes • for 2nd–3rd grade

When kids finish, point out the similarities and differences in the placement of the cards on the two clotheslines. 🦶 **Are we more likely to help people we like? Are we less likely to help people we don't like? Who does God want us to help? (Everyone, including people others won't help) Is that an easy or difficult thing to do? Does it come naturally for us? What does that tell us about our behavior? (That we need to make specific efforts to help people whom others won't help)**

♥ Tell kids about an opportunity you had to help someone others might not help, such as at a homeless shelter, food pantry, or senior adult center. **Why did you do it? Was it easy or hard? Are you glad you served? Would you do it again?**

Leave the cards as they are. You will use them in the next activity.

**SMALL GROUP LEADER:** "God wants us to serve anyone and everyone, not just people who are like us. But that can be hard to do. That's why we often need to ask ourselves, **! what in the world are you doing to help someone others won't help? 🦶 How did YOU help someone last week? (Give kids time to remember and answer each question.) Think about the places you're going to go this week. How can you help someone in those places, especially if no one else is around to help? Who are some of the people others won't help? Are you willing to help them?"**

### SUPPLIES:

cards from previous activity,  
pens or pencils

### 3. Pray for Opportunity (pray)

Ask each person to take one of the cards from the clotheslines. Instruct kids to write a prayer on the back of the card they chose, asking God to give them an opportunity to help a person like this in the coming week.

**SMALL GROUP LEADER:** "In the parable Jesus told, the preacher (priest) and the temple worker (Levite) saw the hurting man, but they didn't do anything. The Samaritan saw the hurting man—and then he stopped and did something. It's not enough for us to SEE people who need help. Jesus wants us to be like the Samaritan and DO something to help people. **! What in the world are you doing to help someone others won't help? 🦶 The first thing you can do is pray that God will help you notice people who need help this week. Then you can ask God to help you figure out how**



## CATCH ON: Make the Connection

Small Groups, 25-30 minutes • for 2nd–3rd grade

### SUPPLIES:

Bibles, open space for kids to run

to help. So remember, **LOOK** around to see who needs help, then **DO** something to help.”

### 4. Run Wholeheartedly (a *classroom-wide memory verse activity*)

Ask a volunteer to tell you what book of the Bible this month's memory verse is found in. (*Ephesians*) Can anyone name the book before Ephesians? (*Galatians*) What about the book immediately after Ephesians? (*Philippians*) Lead kids to open the Bibles to Ephesians 6:7. (See navigation tips in week 1 if needed.) When everyone has found the verse, choose a few SGLs to read the verse aloud.

Tell kids that you want to help them physically understand what “wholeheartedly” means. Ask everyone to stand at one end of the room. Then ask them to jog casually to the other end of the room. Intro and explain “casual”: without much concern or feeling; not very seriously; without much enthusiasm. (SGLs should run too, exaggerating the meaning of the word through their actions.) What did it feel like? Did it feel urgent, like they were rushing to rescue someone from a burning house? Did it feel engaging and enjoyable, like the best game they've ever played and didn't want to stop playing? Next, ask everyone to run wholeheartedly from one end of the room to the other. What did that feel like? Did they feel energized, committed, and involved? Tell kids that this is how God wants us to serve—wholeheartedly, with enthusiasm, energy, and determination to finish what we start.

Lead everyone to chant the verse aloud with you. You start by chanting a phrase of the verse, and then everyone repeats it after you. Continue with remaining sections of the verse. Do this in a wholehearted manner, so kids can feel the energy of the verse and the way God wants them to serve.

**CLASSROOM FACILITATOR:** “Are you willing to serve wholeheartedly? If you are, then you won't make excuses. When you serve wholeheartedly, you're ready to serve wherever you're needed—including serving people others won't help. **! What in the world are you doing to help someone others won't help? !** Will you serve wholeheartedly, without making excuses, at home and wherever you go this week?”



## CATCH ON: Make the Connection

Small Groups, 25-30 minutes • for 2nd–3rd grade

### WRAP UP

Bring together all the groups in your classroom so the Classroom Facilitator can conclude the session with a review. Be prepared to distribute this week's GodTime and Fridge Door cards.

**CLASSROOM FACILITATOR:** "I'm glad you were here today to learn about service and to hear about the Good Samaritan. Jesus was like the Good Samaritan. He came to be everyone's Savior, not just the Savior of people who are like us. He died for everyone. When anyone asks Him to be their Savior, He will be. All people need to hear that good news about Jesus. When we help someone, including someone others won't help, we're showing them Jesus' love. I hope you'll look for a way to help someone others won't help this week."

As kids leave, remind them about the school supply service project (or another project your children's ministry has chosen). Tell kids what they can do this week to take part in the project. Remind them of any important deadlines or challenges. Congratulate kids on the way they have shown service by participating in the project so far.

Give each child a GodTime card. Distribute Fridge Door cards to parents as they arrive (if you haven't already).