

**Chief Executive Officer**  
Reggie Joiner

**Editor in Chief**  
Melanie Williams

**Editor**  
Dana Wilkerson

**Copy Editors**  
Elloa Davis  
Kelly Nishi  
Wendi Zebell

**Group Experience Writers**  
Marcia Banks  
Kristi Lemoine  
Vicki Noblitt  
Jill Turner  
Dana Wilkerson

**GodTime Writer**  
Marcia Banks

**Family Experience Writers**  
Holly Crawshaw  
Greg Payne  
Phil Pierce  
Jon Williams  
Bill Winegardner

**Music Producers & Writers**  
Chrystina Fincher  
Jayce Fincher

**Graphic Designer**  
Mike Davis

**Illustration**  
Jodi Blackwell  
Joe Goode

**Technical & Web Support**  
Hadley Brandt

**Executive Director**  
Sue Miller

Scripture marked "NIRV" is taken from the Holy Bible, New International Reader's Version™, Copyright ©1995, 1996, 1998 by International Bible Society. Used by permission of Zondervan Publishing House. All rights reserved.

Scripture marked "NIV" is taken from the Holy Bible, NEW INTERNATIONAL VERSION®. Copyright © 1973, 1978, 1984 Biblica. All rights reserved throughout the world. Used by permission of Biblica.

Scripture taken from THE MESSAGE. Copyright © 1993, 1994, 1995, 1996, 2000, 2001, 2002. Used by permission of NavPress Publishing Group.

# 252 BASICS®

Group and Family Experiences for K-5th Grades

1. I need to make the wise choice.
2. I can trust God no matter what.
3. I should treat others the way I want to be treated.

## Statement of Faith

### ABOUT GOD

God is the one and only true God, yet He exists in three persons: God the Father, God the Son, and God the Holy Spirit. God is the Creator, so everything belongs to Him and is under His control. God is holy, so He is righteous, majestic, and loving. God is all knowing and purposeful, so He's at work to bring about His will. No person, thing, or idea compares to God.

### ABOUT THE SCRIPTURES

God reveals Himself to us through the Bible, and it is 100% accurate, reliable, and authoritative.

### User Agreement

The reThink Group gladly grants permission to churches, schools, and other licensees to tailor 252 Basics® materials to fit their unique leadership requirements, locale and format preferences, and physical environment needs. However, if you wish to edit the content substantively, including Bible stories, learning activities, scripts, and any other content in which biblical principles and concepts are presented, you are obligated to do so within the doctrinal guidelines we've expressed in our Statement of Faith.

These resources are intended to be downloaded and printed for use by the subscribing entity only and may not be electronically transferred to or duplicated by other non-subscribing entities. Any unauthorized reproduction of this material or incorporation into a new work is a direct violation of US copyright laws. © 2010 The reThink Group. All rights reserved. 252 Basics® and the 252 Basics® logo are trademarks of The reThink Group, Inc.

©2010 The reThink Group  
All rights reserved. [www.reThinkGroup.org](http://www.reThinkGroup.org)

### ABOUT PEOPLE

People are made in God's image and for His pleasure. But everybody falls short of God's intention, or ideal, for people. In other words, everyone has sinned. As a result, we are all separated from Him, even though He wants an intimate relationship with each of us.





### ABOUT SALVATION

That's why Jesus—God's Son—came and lived on this earth, died, and rose again. God offers His free gift of salvation to all who believe in Jesus and accept Him as Savior—the only way to be forgiven and reconciled to God. Anyone who accepts this gift is adopted as a son or daughter into God's family and will live with Him forever in heaven.

# 252 BASICS®

## Virtue: SERVICE

Lending a hand to help someone else.




## Feet First

**Memory Verse:** "Serve wholeheartedly, as if you were serving the Lord, not men." Ephesians 6:7, NIV

**Bible Story:** Feet First (Jesus washes the disciples' feet) • John 13:1-17

**Bottom Line:** What in the world are you doing to put others first?




## PLUG IN Small groups

- 10-15 minutes
- Focus the Energy
- for 2nd-3rd grade



## CATCH ON Small groups

- 25-30 minutes
- Make the Connection
- for 2nd-3rd grade



**Virtue:**

**SERVICE**

Lending a hand to help someone else.

**Bottom Line:** What in the world are you doing to put others first?



**Memory Verse:** "Serve wholeheartedly, as if you were serving the Lord, not men." Ephesians 6:7, NIV



**PLUG IN:** Focus the Energy

Small Groups, 10-15 minutes

**Bible Story:**

**FEET FIRST**

John 13:1-17

**PREVIEW**

Plug In is designed to introduce children to the day's topic in a setting that gives them individualized attention from their Small Group Leader and plenty of interaction with a small group of peers.

Divide the children by age into groups of no more than 10. You will need one Small Group Leader for each small group. Ideally, assign the same Small Group Leader to the same group of kids for the entire year.

**2nd–3rd Grade**

**FOR LEADERS ONLY**

Remember that old "'After you!' 'No, after you!'" gag in which each cartoon character insists that the other go first? Ridiculous in the extreme, but that's where we're going today. (1) Service—lending a hand to help someone else—is, in essence, putting someone else first. Not just letting someone GO first, but being intentional about putting them and their needs before our own. (2) When Jesus washed the disciples' feet, He put them first, even though by all that was right they should've been washing HIS feet. (3) If Jesus, God's Son, could put others first, then we should, too. Forget position or title, who got there first, or who did or didn't make the mess. Following Jesus' example involves seeing to others' needs before our own comfort. So this week, help kids discover that (4) when they put others first, they'll be showing them what Jesus is like.

**GET READY**

For each small group, do the following:

- **Early Arriver Idea:** Provide an interesting offering container.
- **Feet Paint:** Tape an 8- to 10-foot piece of white art paper horizontally along a wall, about 18 inches off the floor. Provide tempera paint in shallow pans, dishpans of water, and towels.



**Recycle • Make It Stick**  
What do you want to make sure they never forget?



**Impress • Make It Big**  
What is the one thing you want them to understand?



**Personalize • Make It Real**  
What can you model for them from your own life?



**Apply • Make It Fit**  
What do you want them to walk away and do?



**Transition • Make It Flow**  
What will you say or do to keep them engaged?



## PLUG IN: Focus the Energy

Small Groups, 10-15 minutes • for 2nd–3rd grade

- Gather the leaders together to pray before the kids arrive. Pray that each child would listen and learn the Bible truths presented during today's session. If any kids arrive before or during the prayer, invite them to participate with the leaders.
- *Tip: As you greet parents dropping off their kids, give them a Fridge Door card so they'll know ahead of time what today's topic is.*

### SUPPLIES:

an interesting offering container

### Early Arriver Idea

Ask kids to tell you about a time they were first at something. Did they win first prize in a contest, sporting event, or talent show? Did they arrive first in a scavenger hunt? Did they get to their grandparents' house first? How did it feel to be first? Invite the kids to put their offerings in the offering container.


### SUPPLIES:

art paper taped to wall, paint, tubs of water, towels

### Feet Paint

Ask kids to take off their shoes and socks, and sit along the wall facing the paper. Tell kids you want them to paint with their feet. Kids can paint their own section of the paper, or the group can work together to make a mural. Chances are this painting will be abstract. Encourage kids to have fun and enjoy the experience rather than concentrating on the resulting artwork.

### WRAP UP

**SMALL GROUP LEADER:** "You've got some messy feet. We should rinse them and dry them. Let's do that before we go to large group. People in Bible times got messy feet, too.  **Let's go to large group and learn about a time those messy feet were cleaned. And just for fun, don't put your shoes or socks back on. Let's go barefoot!"**

Lead your group to the large group environment.

**Virtue:**

**SERVICE**

Lending a hand to help someone else.

**Bottom Line:** What in the world are you doing to put others first?



**Memory Verse:** "Serve wholeheartedly, as if you were serving the Lord, not men." Ephesians 6:7, NIV

**Bible Story:**

**FEET FIRST**

John 13:1-17



**CATCH ON: Make the Connection**

Small Groups, 25-30 minutes

**PREVIEW**

Catch On is designed to help kids understand how the day's topic applies to them. They'll discuss real-life experiences, interact with a close-knit group of peers, and participate in a variety of activities that appeal to different learning styles. Life-application and memory-verse activities, as well as prayer, are always a part of this hands-on time.

Gather children into the same small groups as for Plug In. Make sure the same Small Group Leader works with the children.

*Heads up: Today's small group includes an explanation of God's plan for our salvation. (See the highlighted paragraph in particular.) Make sure you spend time thinking about and praying for the kids who will walk through your doors today as you prepare for this lesson. Ask God to help you be sensitive to His leading, to choose your words carefully, and to prepare the kids' hearts for this most important message. Use simple, concrete terms that kids can understand, but let the Holy Spirit do the leading.*

**2nd-3rd Grade**

**GET READY**

For each small group, do the following:

- **Follow My Lead:** Provide Bibles. Copy and cut apart "References" (from the Activity Pages on the Web site).
- **Look First:** For each person, provide two 12-inch pieces of leather lacing and letter beads to spell "LOOK FIRST." You will also need scissors.
- **At Your Service:** Provide two serving trays, such as cafeteria trays, and Bibles. Prepare two sets of memory verse word cups: print each word of the memory verse and reference on the outside bottom of a small paper cup, such as a 3-ounce Dixie® cup.
- **Feet First:** Provide a dishpan of warm water, washcloths or sponges, and towels.
- Make copies on cardstock of this week's GodTime and Fridge Door cards.



**Recycle • Make It Stick**  
What do you want to make sure they never forget?



**Impress • Make It Big**  
What is the one thing you want them to understand?



**Personalize • Make It Real**  
What can you model for them from your own life?



**Apply • Make It Fit**  
What do you want them to walk away and do?



**Transition • Make It Flow**  
What will you say or do to keep them engaged?



## CATCH ON: Make the Connection

Small Groups, 25-30 minutes • for 2nd–3rd grade



*\* If you don't have time to do all these activities, be sure to do activity #1. Activity #1 is particularly good for children who need to move in order to stay engaged (not just for boys).*

### SUPPLIES:

Bibles, "References" (Activity Page)

### \* 1. Follow My Lead (*application activity / great for boys / review the Bible lesson / Scripture search*)

Group kids in five teams. Give each team a card from "References" and a Bible. Ask teams to find their reference in the Bible, read the passage, and be prepared to act out their Bible story without words. The other teams will try to guess what story or Bible person they are acting out. After several minutes, choose a group to start. Set the "References" card for this group where the other kids can see it. Tell kids that they can look up the Scripture passage if they need help guessing the Bible story or person. Let the first group present their charade until someone guesses correctly, or stop them after two to three minutes. Let every group take a turn.

Depending on your kids' Bible knowledge and how well they read, you may need to help them think through their sketch first:

- **John 13:3-9** *This is today's Bible story. Kids should remember the story and will likely act it out as it was presented during large group.*
  
- **Genesis 24:15, 17-20** *Abraham's servant went to look for a wife for Abraham's son. He stopped at a spring (where you get water) to rest and pray, asking God to help him find the right girl. Just then, Rebekah came to the spring and filled her water jar. The servant asked Rebekah for some water. Rebekah gave him a drink then offered to give his camels some water, too. She filled her water jar many times and poured it into the trough for the camels to drink.*
  
- **Exodus 17:8-13** *The Amalekites attacked the Israelites. Moses told Joshua to gather his army and to fight the Amalekites. Moses went up a hill to watch the battle. As long as Moses held his staff over his head, the Israelites were winning. But when Moses' arms*



## CATCH ON: Make the Connection

Small Groups, 25-30 minutes • for 2nd–3rd grade

got tired and he lowered the staff, the Amalekites started winning. So Aaron and Hur got a stone for Moses to sit on and held his arms up. One held his right arm up, and the other held his left arm up.

- **Ruth 1:8-19**

After Naomi's husband died, she decided to go back home to Bethlehem. Her two daughters-in-law wanted to go with her. Naomi urged them to go back to their parents' homes. But Ruth put Naomi first and insisted on going with Naomi back to Bethlehem. So they packed up and walked all the way to Bethlehem.

- **Luke 5:17-26**

Jesus was teaching inside a house. Four men came to the house, carrying another man on a mat. The man on the mat couldn't walk. The four men tried to take their friend inside the house to see Jesus, but there were so many people, they couldn't. So they went up on the roof, dug a hole, and lowered their friend down in front of Jesus. Jesus healed the man. The man immediately stood up and went home, praising God.

**SMALL GROUP LEADER:** "The Bible was written by people who were inspired by God. That means God told them what to write. God uses the Bible to help us know Him—what He is like, how much He loves us, and how we should live. The Bible is full of true stories of amazing people, including these five people who put others first. We need to follow the example of people in the Bible, but particularly Jesus. Jesus put others first in so many ways, like the time He washed the disciples' feet. But the most important way He put us first was coming here to be our Savior. When we ask Jesus to forgive us for the wrong things we've done and to be our Savior, He will. Then we'll live forever in heaven with Him and God.

"If Jesus, God's Son, could put others first, then we should, too. **! What in the world are you doing to put others first? 🦶 What is one thing these people from the Bible did to put others first that you can do, too?"** (Help a friend accomplish a task, go out of your way to help someone, stick by

**CATCH ON: Make the Connection**

Small Groups, 25-30 minutes • for 2nd–3rd grade


a friend when he or she is all alone, do a thankless and maybe dirty job to show someone you care)


**SUPPLIES:**


leather lacing, letter beads, scissors

**2. Look First (application activity)**

Lead kids each to make two bracelets that they will wear together. One will spell “look” and the other will spell “first.” Kids can make each by tying a knot about three inches from the end of a piece of lacing, threading on the letter bead (kids can tie a knot between the letters if they like), and tying another knot to keep the beads in place. Then tie the bracelet around a wrist and cut off the excess lacing.

 **Encourage kids to wear their bracelets this week and use them as reminders to look for ways to put others first.**

**SMALL GROUP LEADER:** “It’s not always easy to put others first. Most of us are pretty selfish—we want to do what we want to do rather than think about anyone else. But God wants us to look for ways to put others first. **! What in the world are you doing to put others first?**  **What does it mean to put others first?** *(Think of their needs rather than your own, sacrifice what you want to do so you can serve them, put yourself second)* **What is one way you can put your siblings, parents, friends, neighbors, and teammates first?”** *(Ask how you can help, be aware of their needs, do more than you’re asked to do, look around for jobs that need to be done, let someone else go first, teach someone how to do something you’re good at)*

 **Tell kids whom you will put first this week. How will you show that person that they are important to you and God? How will you serve them?**

**SUPPLIES:**

serving trays, prepared cups, Bibles

**3. At Your Service (memory verse activity)**

Tell kids that they will take turns being waiters. Divide kids into two teams and give each team a tray and Bibles. Ask kids to line up in two lines at one end of the playing area. Put each set of cups at the other end of the room, keeping the sets separate. (You can stack each set in a tower, or spread them out so kids can see them all.) Lead kids to play following these instructions:

- The first person will hold the serving tray at shoulder level with one hand (like a waiter), walk to the cups, carefully pick one up (without




## CATCH ON: Make the Connection

Small Groups, 25-30 minutes • for 2nd–3rd grade

changing the tray's position), put it on the tray, and walk back to the group.

- The first player will transfer the tray to the second player, being sure not to let the cup fall. The second player will repeat the process, adding a cup.
- Continue until every cup in the set is on the tray.
- If a cup falls, return it to the pile and let kids continue.
- The first team to return all the cups on the tray to their starting point will quickly sit down and open the Bibles to Ephesians 6:7. Every team member must find the verse in a Bible.
- Arrange the cups in verse order. Say the verse aloud as a group.
- The first team to finish is the winner!

**SMALL GROUP LEADER:** "You guys were great waiters. I bet you would be good servers in a restaurant. But that's not the kind of service we're talking about. We're talking about serving others by helping them in all kinds of ways.

"God wants us to serve as if we're serving Him. None of us is too important to serve others. So **! what in the world are you doing to put others first?**  **How does your serving others show honor and respect to God?"** *(It meets the other person's needs, shows their value, lets us practice treating others the way we want to be treated, makes us thankful, is away to obey God and be like Jesus)*

### SUPPLIES:

dishpan of warm water,  
washcloths or sponges,  
towels

### 4. Feet First (pray)

For today's prayer experience, lead kids to feel what it must have felt like to be Jesus' disciple as He washed their feet. Today, you can wash each kid's feet. Ask kids to sit in a circle with their shoes off. Tell them today's prayer experience will be a little different, but that you want them to pray along with you throughout.

Start with one child. Put his feet in the dishpan and wash them with a sponge or washcloth. As you do so, pray aloud for the child. Pray that the child would be a servant to others this week, and that the people he serves would see God's love through him. Then dry the kid's feet, move to the next person



## CATCH ON: Make the Connection

Small Groups, 25-30 minutes • for 2nd–3rd grade

in the circle, and repeat the process, using a different sponge each time. Your prayers might sound like this:

**SMALL GROUP LEADER:** “Dear God, thank You for bringing \_\_\_\_ to our small group. I thank You for making him just as he is. Thank You for giving Him talents like \_\_\_\_ and \_\_\_\_\_. God, You want \_\_\_\_ to put others first so that they can know Your love and so that \_\_\_\_ can learn how important service is to You. Give him opportunities this week to serve and put others first. Amen.”

### WRAP UP

Bring together all the groups in your classroom so the Classroom Facilitator can conclude the session with a review. Be prepared to distribute this week’s GodTime and Fridge Door cards.

As kids leave, remind them about the school supply service project (or another project your children’s ministry has chosen). Tell kids what they can do this week to take part in the project. Remind them of any important deadlines or challenges. Congratulate kids on the way they have shown service by participating in the project so far.

Give each child a GodTime card. Distribute Fridge Door cards to parents as they arrive (if you haven’t already).

If kids haven’t put their shoes back on, encourage them to do so before they leave! ;)