

Chief Executive Officer
Reggie Joiner

Editor in Chief
Melanie Williams

Editor
Dana Wilkerson

Copy Editors
Elloa Davis
Kelly Nishi
Wendi Zebell

Group Experience Writers
Marcia Banks
Kristi Lemoine
Vicki Noblitt
Jill Turner
Dana Wilkerson

GodTime Writer
Marcia Banks

Family Experience Writers
Holly Crawshaw
Greg Payne
Phil Pierce
Jon Williams
Bill Winegardner

Music Producers & Writers
Chrystina Fincher
Jayce Fincher

Graphic Designer
Mike Davis

Illustration
Jodi Blackwell
Joe Goode

Technical & Web Support
Hadley Brandt

Executive Director
Sue Miller

Scripture marked "NlrV" is taken from the Holy Bible, New International Reader's Version™, Copyright ©1995, 1996, 1998 by International Bible Society. Used by permission of Zondervan Publishing House. All rights reserved.

Scripture marked "NIV" is taken from the Holy Bible, NEW INTERNATIONAL VERSION®. Copyright © 1973, 1978, 1984 Biblica. All rights reserved throughout the world. Used by permission of Biblica.

Scripture taken from THE MESSAGE. Copyright © 1993, 1994, 1995, 1996, 2000, 2001, 2002. Used by permission of NavPress Publishing Group.

252 BASICS®

Group and Family Experiences for K-5th Grades

1. I need to make the wise choice.
2. I can trust God no matter what.
3. I should treat others the way I want to be treated.

Statement of Faith

ABOUT GOD

God is the one and only true God, yet He exists in three persons: God the Father, God the Son, and God the Holy Spirit. God is the Creator, so everything belongs to Him and is under His control. God is holy, so He is righteous, majestic, and loving. God is all knowing and purposeful, so He's at work to bring about His will. No person, thing, or idea compares to God.

ABOUT THE SCRIPTURES

God reveals Himself to us through the Bible, and it is 100% accurate, reliable, and authoritative.

User Agreement

The reThink Group gladly grants permission to churches, schools, and other licensees to tailor 252 Basics® materials to fit their unique leadership requirements, locale and format preferences, and physical environment needs. However, if you wish to edit the content substantively, including Bible stories, learning activities, scripts, and any other content in which biblical principles and concepts are presented, you are obligated to do so within the doctrinal guidelines we've expressed in our Statement of Faith.

These resources are intended to be downloaded and printed for use by the subscribing entity only and may not be electronically transferred to or duplicated by other non-subscribing entities. Any unauthorized reproduction of this material or incorporation into a new work is a direct violation of US copyright laws. © 2010 The reThink Group. All rights reserved. 252 Basics® and the 252 Basics® logo are trademarks of The reThink Group, Inc.

©2010 The reThink Group
All rights reserved. www.reThinkGroup.org

ABOUT PEOPLE

People are made in God's image and for His pleasure. But everybody falls short of God's intention, or ideal, for people. In other words, everyone has sinned. As a result, we are all separated from Him, even though He wants an intimate relationship with each of us.





ABOUT SALVATION

That's why Jesus—God's Son—came and lived on this earth, died, and rose again. God offers His free gift of salvation to all who believe in Jesus and accept Him as Savior—the only way to be forgiven and reconciled to God. Anyone who accepts this gift is adopted as a son or daughter into God's family and will live with Him forever in heaven.

252 BASICS®

Virtue: **SERVICE**

Lending a hand to help someone else.




Secret Service

Memory Verse: "Serve wholeheartedly, as if you were serving the Lord, not men." Ephesians 6:7, NIV

Bible Story: Secret Service (Jesus teaches about giving to the needy) • Matthew 6:1-4

Bottom Line: What in the world are you doing that only God knows?




PLUG IN Small groups

- 10-15 minutes
- Focus the Energy
- for 2nd-3rd grade

CATCH ON Small groups

- 25-30 minutes
- Make the Connection
- for 2nd-3rd grade



Virtue:

SERVICE

Lending a hand to help someone else.

Bottom Line: What in the world are you doing that only God knows?



Memory Verse: "Serve wholeheartedly, as if you were serving the Lord, not men." Ephesians 6:7, NIV



PLUG IN: Focus the Energy

Small Groups, 10-15 minutes

Bible Story:

SECRET SERVICE

Matthew 6:1-4

PREVIEW

Plug In is designed to introduce children to the day's topic in a setting that gives them individualized attention from their Small Group Leader and plenty of interaction with a small group of peers.

Divide the children by age into groups of no more than 10. You will need one Small Group Leader for each small group. Ideally, assign the same Small Group Leader to the same group of kids for the entire year.

2nd–3rd Grade

FOR LEADERS ONLY

Today we wrap up our month-long look at (1) service, which is lending a hand to help someone else, by focusing on "secret service." (2) Of course we know from Scripture many things that Jesus did to serve others, but we also know there were occasions in which He told the recipient to keep quiet about it. Which didn't always work, since we can read about those events in the Bible, but the point is *motive*. Our motives count. Why we help and serve others matters. (3) Jesus wants us to serve others for good and right reasons. He doesn't want us to serve in order to be seen. In fact, He said if we do serve in order to be seen and praised by people, that's all the reward we'll get! (4) Instead, He wants us to serve others as if we were serving God, which will mean occasionally not letting the left hand know what the right hand is doing. Then our reward will come from Him. And God will get the credit.

GET READY

For each small group, do the following:

- **Early Arriver Idea:** Provide an interesting offering container.
- **I, Spy:** Provide paper and a pencil.
- Gather the leaders together to pray before the kids arrive. Pray that each child would listen and learn the Bible truths presented during



Recycle • Make It Stick
What do you want to make sure they never forget?



Impress • Make It Big
What is the one thing you want them to understand?



Personalize • Make It Real
What can you model for them from your own life?



Apply • Make It Fit
What do you want them to walk away and do?



Transition • Make It Flow
What will you say or do to keep them engaged?



PLUG IN: Focus the Energy

Small Groups, 10-15 minutes • for 2nd–3rd grade

today's session. If any kids arrive before or during the prayer, invite them to participate with the leaders.

- *Tip: As you greet parents dropping off their kids, give them a Fridge Door card so they'll know ahead of time what today's topic is.*

SUPPLIES:

an interesting offering container

Early Arriver Idea

Ask kids to tell you about things they've been given. Have they been given toys, clothes, invitations, rides, or food? How did it feel to be given something? Invite the kids to put their offerings in the offering container.

SUPPLIES:


paper, pencil

I, Spy

As a group, compile a list of "Top 10 Rules for Being a Spy." Encourage kids to think of their favorite spy movies or books for reminders of the rules a spy follows. If time permits, share your list with other small groups. Which rules did you think of that others did not? Which rules did you leave off your list?

WRAP UP

SMALL GROUP LEADER: "A spy's role is to get a job done when no one is watching and without being seen. These rules would help a spy do that.

 **Let's go to large group and learn one serious and important thing God wants us to do when no one is watching."**

Lead your group to the large group environment.



Virtue:

SERVICE

Lending a hand to help someone else.

Bottom Line: What in the world are you doing that only God knows?



Memory Verse: "Serve wholeheartedly, as if you were serving the Lord, not men." Ephesians 6:7, NIV



CATCH ON: Make the Connection

Small Groups, 25-30 minutes

Bible Story:

SECRET SERVICE

Matthew 6:1-4

PREVIEW

Catch On is designed to help kids understand how the day's topic applies to them. They'll discuss real-life experiences, interact with a close-knit group of peers, and participate in a variety of activities that appeal to different learning styles. Life-application and memory-verse activities, as well as prayer, are always a part of this hands-on time.

Gather children into the same small groups as for Plug In. Make sure the same Small Group Leader works with the children.

2nd-3rd Grade

GET READY

For each small group, do the following:

- **Secret Service Notebook:** Provide a small, spiral-top notebook for each person; and pens, pencils, or markers.
- **Here and Now:** The supplies for this activity will depend on the service project kids choose.
- **Secret Signals:** Provide Bibles.
- **Worship You When ...:** Kids may need their secret service notebooks from the first activity.
- Make copies on cardstock of this week's GodTime and Fridge Door cards.



Recycle • Make It Stick
What do you want to make sure they never forget?



Impress • Make It Big
What is the one thing you want them to understand?



Personalize • Make It Real
What can you model for them from your own life?



Apply • Make It Fit
What do you want them to walk away and do?



Transition • Make It Flow
What will you say or do to keep them engaged?

** If you don't have time to do all these activities, be sure to do activity #1. Activity #2 is particularly good for children who need to move in order to stay engaged (not just for boys).*



CATCH ON: Make the Connection

Small Groups, 25-30 minutes • for 2nd–3rd grade

SUPPLIES:

notebooks; pens, pencils, or markers

* 1. Secret Service Notebook (*application activity / review the Bible lesson*)

Start by reviewing the Bible story with these questions or others like them:

- How does Jesus want us to serve others? (*In secret, without calling attention to ourselves*)
- Who sees what you do for others, even when no one else does? (*God*)
- What does God think of your secret service? (*He is pleased and rewards it.*)
- Bonus question: What reward do we get when we do acts of service just so others will think well of us? (*Jesus said God will not reward that kind of behavior.*)

Remind kids that a spy is always prepared—even for worst-case scenarios. They can be prepared for secret service by making spy notebooks. Pass out the notebooks and let kids customize them as follows.

- Write the numbers 1-31 at the top of the page, one number per page. These are the days of the month.
- In the middle of each page, write a person you can help or a method of helping someone. (You'll need to help kids think of one item for each of the 31 pages, such as: mom, dad, sister, brother, neighbor, mail carrier, store clerk, teacher, classmate, say something nice, carry something, fix something, straighten something, read a book, make a card, water something, and feed something. If kids don't finish, that's okay—they can finish at home.)
- **Challenge kids to use their notebooks to find a secret way of helping others every day of the month.** For example, on the 5th day of the month, each person can open their notebook to the page labeled "5" and think of a way to serve the person listed or serve in the way listed.

SMALL GROUP LEADER: ! "What in the world are you doing that only God knows? Each day you can do something to serve someone. These notebooks can help. No matter how you serve, God sees what you do and knows why you do it. He will reward you appropriately, just as Jesus promised He would."

**CATCH ON: Make the Connection**

Small Groups, 25-30 minutes • for 2nd–3rd grade

SUPPLIES:

various

2. Here and Now (application activity / great for boys)

Tell kids that you want your small group to work together to serve others right now. Lead your group to brainstorm what they can do right now to serve someone, and then lead them to do it. Kids might be able to put away supplies, make cards, fill backpacks with school supplies, etc. Whatever kids choose, make sure it allows kids to take action right now and put service into practice.

When kids are done, debrief the activity by asking questions such as:

- How did it make you feel to serve?
- Why did you want to serve in this way?
- What were the results of your service?
- Who was affected by your service?

SMALL GROUP LEADER: ! “What in the world are you doing that only God knows? Not every day can be like today, but you can always find a way to serve. You just have to look for opportunities. And then, when you have an opportunity, you have to serve with the right attitude. 🦶 **Our motives count. Why we help and serve others matters. Jesus wants us to serve for good and right reasons. What are the right reasons to serve? What is the right motivation to serve?**” (To help others know God’s love, to show others they are important, to meet a need)

SUPPLIES:

Bibles

3. Secret Signals (memory verse activity)

Pass out the Bibles. Ask a volunteer to tell you the name of the book where this month’s memory verse is found. (*Ephesians*) Can anyone tell you the books of the New Testament from Matthew to Ephesians? Remind kids that it’s important to read and study God’s Word. To do that, we need to be familiar with it. One way to be more familiar with the Bible is to learn the books in order. Challenge kids to begin learning the New Testament books in order.

Lead kids to open the Bibles to Ephesians 6:7. (See the navigation tips from week 1 if needed.) Read the verse aloud to the kids, 🦶 **asking them to tell you what it means in their own words.**



CATCH ON: Make the Connection

Small Groups, 25-30 minutes • for 2nd–3rd grade

Lead kids to practice being secret agents one more time by making up secret hand signals for each word of the verse (or key words of the verse). Then “sign” the verse as a group.

SMALL GROUP LEADER: “We used secret hand signals so that other groups wouldn’t know what we are saying. Sometimes it’s good to do things in secret. It’s good to serve others in secret. When you help someone, don’t show off and don’t help just so you can show off. That’s selfish and Jesus doesn’t want us to do that. **! What in the world are you doing that only God knows? 🦶 Are you serving others in secret so that only God knows what you are doing?”**

♥ Tell kids about a way you serve others without calling attention to yourself, such as by sponsoring a needy child, donating clothes to charity, delivering meals to elderly people, etc.

SUPPLIES:

secret service notebooks from the first activity

4. Worship You When ... (pray)

Ask kids to sit in a circle. Lead kids in a fill-in-the-blank prayer, with kids listing ways they will serve others and in turn worship God. Use the suggested conversation below, pausing at each blank to let kids go around the circle and fill in the blank. Suggest that kids look in the notebooks they made if they have trouble coming up with something on the spot.

SMALL GROUP LEADER: 🦶 **“Serving others is one way we worship God. When we serve others, we’re really serving God. Let’s pray to God right now and ask Him to remind us that serving others is really worshiping Him.**

“Dear God, we worship You by _____. We worship You with prayer and singing and giving. This week, we want to worship You with serving. We will worship You when we serve others by _____. We love You, God! Amen.”



CATCH ON: Make the Connection

Small Groups, 25-30 minutes • for 2nd–3rd grade

WRAP UP

Bring together all the groups in your classroom so the Classroom Facilitator can conclude the session with a review. Be prepared to distribute this week's GodTime and Fridge Door cards.

Give kids the final information on the service project. How much did you collect? How will the items be used? Did you reach your goal? Who will be impacted because of kids' service? Affirm kids' service to others before sending them out to serve in their own homes and neighborhoods.

Give each child a GodTime card. Distribute Fridge Door cards to parents as they arrive (if you haven't already).