

Chief Executive Officer
Reggie Joiner

Editor in Chief
Melanie Williams

Editor
Dana Wilkerson

Copy Editors
Elloa Davis
Kelly Nishi
Wendi Zebell

Group Experience Writers
Marcia Banks
Kristi Lemoine
Vicki Noblitt
Jill Turner
Dana Wilkerson

GodTime Writer
Marcia Banks

Family Experience Writers
Holly Crawshaw
Greg Payne
Phil Pierce
Jon Williams
Bill Winegardner

Music Producers & Writers
Chrystina Fincher
Jayce Fincher

Graphic Designer
Mike Davis

Illustration
Jodi Blackwell
Joe Goode

Technical & Web Support
Hadley Brandt

Executive Director
Sue Miller

Scripture marked "NIRV" is taken from the Holy Bible, New International Reader's Version™, Copyright ©1995, 1996, 1998 by International Bible Society. Used by permission of Zondervan Publishing House. All rights reserved.

Scripture marked "NIV" is taken from the Holy Bible, NEW INTERNATIONAL VERSION®. Copyright © 1973, 1978, 1984 Biblica. All rights reserved throughout the world. Used by permission of Biblica.

Scripture taken from THE MESSAGE. Copyright © 1993, 1994, 1995, 1996, 2000, 2001, 2002. Used by permission of NavPress Publishing Group.

252 BASICS®

Group and Family Experiences for K-5th Grades

1. I need to make the wise choice.
2. I can trust God no matter what.
3. I should treat others the way I want to be treated.

Statement of Faith

ABOUT GOD

God is the one and only true God, yet He exists in three persons: God the Father, God the Son, and God the Holy Spirit. God is the Creator, so everything belongs to Him and is under His control. God is holy, so He is righteous, majestic, and loving. God is all knowing and purposeful, so He's at work to bring about His will. No person, thing, or idea compares to God.

ABOUT THE SCRIPTURES

God reveals Himself to us through the Bible, and it is 100% accurate, reliable, and authoritative.

User Agreement

The reThink Group gladly grants permission to churches, schools, and other licensees to tailor 252 Basics® materials to fit their unique leadership requirements, locale and format preferences, and physical environment needs. However, if you wish to edit the content substantively, including Bible stories, learning activities, scripts, and any other content in which biblical principles and concepts are presented, you are obligated to do so within the doctrinal guidelines we've expressed in our Statement of Faith.

These resources are intended to be downloaded and printed for use by the subscribing entity only and may not be electronically transferred to or duplicated by other non-subscribing entities. Any unauthorized reproduction of this material or incorporation into a new work is a direct violation of US copyright laws. © 2010 The reThink Group. All rights reserved. 252 Basics® and the 252 Basics® logo are trademarks of The reThink Group, Inc.

©2010 The reThink Group
All rights reserved. www.reThinkGroup.org

ABOUT PEOPLE

People are made in God's image and for His pleasure. But everybody falls short of God's intention, or ideal, for people. In other words, everyone has sinned. As a result, we are all separated from Him, even though He wants an intimate relationship with each of us.





ABOUT SALVATION

That's why Jesus—God's Son—came and lived on this earth, died, and rose again. God offers His free gift of salvation to all who believe in Jesus and accept Him as Savior—the only way to be forgiven and reconciled to God. Anyone who accepts this gift is adopted as a son or daughter into God's family and will live with Him forever in heaven.

252 BASICS®

Virtue: SERVICE

Lending a hand to help someone else.




Neighborhood Watch

Memory Verse: "Serve wholeheartedly, as if you were serving the Lord, not men." Ephesians 6:7, NIV

Bible Story: Neighborhood Watch (the parable of the good Samaritan) • Luke 10:30-37

Bottom Line: What in the world are you doing to help someone others won't help?




PLUG IN Small groups

- 10-15 minutes
- Focus the Energy
- for 4th-5th grade

CATCH ON Small groups

- 25-30 minutes
- Make the Connection
- for 4th-5th grade



Virtue:

SERVICE

Lending a hand to help someone else.

Bottom Line: What in the world are you doing to help someone others won't help?



Memory Verse: "Serve wholeheartedly, as if you were serving the Lord, not men." Ephesians 6:7, NIV



PLUG IN: Focus the Energy

Small Groups, 10-15 minutes

Bible Story:

NEIGHBORHOOD WATCH

Luke 10:30-37

PREVIEW

Plug In is designed to introduce children to the day's topic in a setting that gives them individualized attention from their Small Group Leader and plenty of interaction with a small group of peers.

Divide the children by age into groups of no more than 10. You will need one Small Group Leader for each small group. Ideally, assign the same Small Group Leader to the same group of kids for the entire year.

4th–5th Grade

FOR LEADERS ONLY

Last week we introduced kids to the virtue of (1) service, lending a hand to help someone else, in essence doing more than you "have to." (2) We said that Jesus always did more than He had to for others, more than the expected, and that (3) He wants us to treat others the same way. Living this way—more like the Samaritan and less like the Levite and priest—requires us to look and do: look, be intentional, keep an eye open for ways to lend a hand; then do it. (4) Help kids see that when we lend a hand to someone, including someone others won't help, we're showing that person—as well as everyone else in the neighborhood—Jesus' love.

GET READY

For each small group, do the following:

- **Early Arriver Idea:** Provide an interesting offering container and some pictures of optical illusions for each group. (Two great examples of optical illusions can be found on the Internet by searching "Young Woman/Old Woman" and "Rabbit/Duck.")
- **Common Differences:** No supplies are needed.
- Gather the leaders together to pray before the kids arrive. Pray that each child would listen and learn the Bible truths presented during today's session. If any kids arrive before or during the prayer, invite them to participate with the leaders.



Recycle • Make It Stick
What do you want to make sure they never forget?



Impress • Make It Big
What is the one thing you want them to understand?



Personalize • Make It Real
What can you model for them from your own life?



Apply • Make It Fit
What do you want them to walk away and do?



Transition • Make It Flow
What will you say or do to keep them engaged?



PLUG IN: Focus the Energy

Small Groups, 10-15 minutes • for 4th–5th grade

- *Tip: As you greet parents dropping off their kids, give them a Fridge Door card so they'll know ahead of time what today's topic is.*

SUPPLIES:

an interesting offering container, prints of optical illusions

Early Arriver Idea

Show the kids in your group the optical illusions. Ask what they see in each picture. Point out how different people see the pictures differently. Then invite the kids to put their offerings in the offering container.

SUPPLIES:


none

Common Differences

Break your small group up into pairs. Ask each pair to find something they have in common that they are sure other kids in the group will not have in common with them. Give them a few minutes to decide on their difference, and then go from pair to pair finding out what they've chosen. As you do, tell the group what the pair has in common. If another pair has the same thing in common, the first pair is out. The pairs who stump the group are the winners.

Note: If this activity goes quickly, you may ask other small groups if they'd like to compare.

WRAP UP

SMALL GROUP LEADER: "Often our tendency is to look at the differences that separate us from others instead of the similarities. But you all managed to find some unusual things you had in common.  **Let's go to large group now to hear about someone else who saw what he had in common with someone else."**

Lead your group to the large group environment.

Virtue:

SERVICE

Lending a hand to help someone else.

Bottom Line: What in the world are you doing to help someone others won't help?



Memory Verse: "Serve wholeheartedly, as if you were serving the Lord, not men." Ephesians 6:7, NIV



CATCH ON: Make the Connection

Small Groups, 25-30 minutes

Bible Story:

NEIGHBORHOOD WATCH

Luke 10:30-37

PREVIEW

Catch On is designed to help kids understand how the day's topic applies to them. They'll discuss real-life experiences, interact with a close-knit group of peers, and participate in a variety of activities that appeal to different learning styles. Life-application and memory-verse activities, as well as prayer, are always a part of this hands-on time.

Gather children into the same small groups as for Plug In. Make sure the same Small Group Leader works with the children.

Heads up: Today's small group includes an explanation of God's plan for our salvation. (See the highlighted paragraph in particular.) Make sure you spend time thinking about and praying for the kids who will walk through your doors today as you prepare for this lesson. Ask God to help you be sensitive to His leading, to choose your words carefully, and to prepare the kids' hearts for this most important message. Use simple, concrete terms that kids can understand, but let the Holy Spirit do the leading.

4th–5th Grade

GET READY

For each small group, do the following:

- **Prejudice:** Provide tear sheets, markers, tape, and some small treats.
- **Samaritan-style Service:** Provide Bibles. Also, fill a pillowcase or trash bag with props for kids to recreate the Bible story. Items may include Band-Aid® bandages; Ace® bandages; torn strips of cloth or toilet paper; a stick horse or broom; coins or play money; red washable markers; and something to represent each person who passed by, like some hats.
- **Wholehearted:** Gather Bibles. Print one copy of "Wholehearted Cards" (from the Activity Pages on the Web site). Cut apart and place in a paper sack. Provide washable or skin-safe markers.
- **Neighbor:** Prepare "Neighbor" (from the Activity Pages on the Web site) for each kid in your group. Provide pencils.
- **Wrap Up:** Cut muslin cloth into 1x10-inch strips. On the strips, write the words, "Serve all others."



Recycle • Make It Stick
What do you want to make sure they never forget?



Impress • Make It Big
What is the one thing you want them to understand?



Personalize • Make It Real
What can you model for them from your own life?



Apply • Make It Fit
What do you want them to walk away and do?



Transition • Make It Flow
What will you say or do to keep them engaged?



CATCH ON: Make the Connection

Small Groups, 25-30 minutes • for 4th–5th grade

- Make copies on cardstock of this week's GodTime and Fridge Door cards.

** If you only have time for one activity, we suggest activity #2. Activity #2 is also particularly good for children who need to move in order to stay engaged (not just for boys).*

SUPPLIES:

tear sheets, markers, tape, small treats

1. Prejudice (application activity)

Divide kids into groups by an arbitrary category, like hair color, eye color, where they live—anything that will divide them up unfairly. Next, only give a treat to the kids in the largest group, like those with blue eyes, or the girls. Then tell all the kids to go sit down to prepare for the next activity. Kids will likely protest. When they do, regroup them by different categories and arbitrarily choose which group gets treats. Then seat everyone to get ready for the next activity. When they say it isn't fair, ask them why it isn't fair. Why isn't it fair that only girls get the treats, or only the blonde kids get a treat? Then give them all a treat and ask them to stand or sit around the tear sheets. Very quickly, let them name several groups of people who are sometimes judged unfairly. Break the group into two teams. Give each team a tear sheet and ask them to design a campaign poster to stop unfair treatment.

Note: Give them plenty of time to work. If they are really thinking and creating something good, you can let this activity go a little long.

SMALL GROUP LEADER: "Today we're asking, **! 'What in the world are you doing to help someone others won't help?'** We're talking about how important it is to serve anyone and everyone, not just people who are like us, but also people who might be very different from us in any number of ways. **👣 Why would serving people who are different from us be so important? Why would Jesus want us to do that? I mean, He even told a parable about that!** (Pause for responses, like it shows people God's love, it can make people want to find out more about Jesus if they know you follow Him, etc.) **What does it mean to serve without prejudice?** (It means serving like we don't see someone is different from us. We serve everyone the same—as people who are very valuable to God.) **Have you ever served people the same way, regardless of how different they were from you?"**

**CATCH ON: Make the Connection**

Small Groups, 25-30 minutes • for 4th–5th grade

SUPPLIES:

Bibles, a pillowcase or trash bag filled with props

*** 2. Samaritan-style Service (application activity / review the Bible lesson / great for boys)**

Set out the Bibles and dump the bag of props out for the kids to see. Explain that their task is to work as a group to find Luke 10:30-37 and creatively reenact it. There is no script for this. They'll improvise with what you give them. Give them about five minutes to prepare their sketch, and then guide them to do it for you.

SMALL GROUP LEADER: "Excellent job reenacting Jesus' parable! Did you learn anything new from this story today? (*Allow time for answers.*) Just like in this story, usually hurting people aren't going to seek you out. You're going to have to be looking for them and then care enough to stop and help. So remember these words: 👣 **LOOK and DO. Say those words with me.** (*Lead kids to do so.*) **Use these words to remind yourself to be intentional about watching for opportunities to help someone that others won't help. Don't say names out loud, but think of someone you know whom others ignore, make fun of, bully, or don't think about. Without naming names, tell about some things you might do for that person that could be helpful.** (*Allow time for responses.*) **What in the world are you doing to help someone others won't help?** I hope you'll be thinking of some things you can do this week.

"As you remember what we talk about today, think about this, too: In the story of the good Samaritan, Jesus is the Samaritan, and you are the one who no one would help. Jesus came for you because no one else was going to save you. No one else COULD save you. He did this for everyone. Anyone who asks, Jesus will save. And everyone needs to hear the good news about Jesus. When we help someone, including someone others won't help, we're showing them Jesus' love."

♥ **Tell about a time you noticed someone who needed help. Did you do anything about it? How did the person respond?**

Optional 5th Grade Discussion Questions

If you lead fifth graders, consider asking these discussion questions:

- What do you think makes people pass by someone who needs help?
- If you can identify the reasons why people pass others by, how can you overcome them?



CATCH ON: Make the Connection

Small Groups, 25-30 minutes • for 4th–5th grade

- Jesus came to earth to teach, serve, and save us. But we have a tendency not to be as focused as Jesus. We get busy. We have other things on our plate. How do we become more like the Samaritan in Jesus' story? How can we become more like Jesus?

SUPPLIES:

Bibles, "Wholehearted Cards" (Activity Page) cut up and placed in a paper sack, washable markers

3. Wholehearted (*memory verse activity*)

Invite kids to look up Ephesians 6:7 and read it aloud. (Tip: Remind them of the half, half, and half shortcut from last week for finding the verse.) Pass the paper sack around and ask each child to select one word. Direct them to use markers to write the word on the palm of their hand and then draw half a heart shape around the word. Ask them to close their palms and, without peeking at their hands, get themselves in memory verse order. Once lined up, ask them to open their hands. If they find themselves in the wrong order, which they likely will, tell them to put themselves in the proper order. When done, they may complete the hearts they drew on their hands.

SMALL GROUP LEADER: "So did you do that activity wholeheartedly? Did you give it your best effort? This week we're asking **! what in the world are you doing to help someone others won't help?** Doing that wholeheartedly means really doing something. 🦶 **It's not enough just to notice that someone needs help or to think about helping. You need to take action, actually do something about it. If God has put the opportunity in front of you, you may be the only one to help. Spend some time this week thinking about who it is that maybe only you can help."**

SUPPLIES:

"Neighbor" (Activity Page), pencils

4. Neighbor (*pray*)

Talk with your group about why people are treated unfairly or ignored. Ask how people could get sucked into playing along with meanness like that. Pass out the Activity Page cards. Ask kids to number the people printed on their cards in order from who they would most like to be to who they would least like to be. Tell them to keep their lists private. This will not be a very easy task if kids are thinking it through, so don't rush them. When they finish, invite them to find a spot in your meeting space to pray quietly for the people on their list and that God would help THEM see people as He sees them. Bring them back together to close your prayer time.



CATCH ON: Make the Connection

Small Groups, 25-30 minutes • for 4th–5th grade

SMALL GROUP LEADER: *(To close)* “God, thank You for not forgetting us when we are the person who is unnoticed. Thank You that You are always aware of us and always love us. Please help us to see others more like You do. Amen.

“Okay, guys. **! What in the world are you doing to help someone others won’t help?** Maybe right now the answer is nothing. But that can change, right? You can say, ‘I want to be different. I want to help my mom when no one else in my house will help her. I want to stop prejudice everywhere I can. I want to talk to that lonely kid who everyone laughs at.’ It won’t always be the popular choice, but it’s the choice God wants you to make. **! What are you going to do this week to make a different choice to serve someone?”**

WRAP UP

Bring together all the groups in your classroom so the Classroom Facilitator can conclude the session with a review. Distribute muslin wristbands and help kids tie them on. Be prepared to distribute this week’s GodTime and Fridge Door cards.

CLASSROOM FACILITATOR: “Did you all get a wristband? Mine says, ‘Serve all others.’ What does yours say? Anyone want to come up here and tell me what it might mean? *(Invite a volunteer to come up and tell what they learned today.)* Good. These wristbands are to remind you that there are people out there who need you, and when you show kindness to them, you honor God. There are people who aren’t noticed or who are mistreated, and God wants you to reach out to them. By the way, if you are one of the people who aren’t noticed or have been mistreated, remember that you’re not the only one. Everyone has felt that way at some point. Let’s pray.

“God, thank You so much for Your love for us and for how much You care. Help us care like You do and serve and love all others around us. If anyone in this room has been feeling unnoticed or mistreated, help each one of US, from now on, to reach out to that person and show him how much God loves him—or her. Amen.

“Have a great week, guys! Go and serve all others!”

JULY 11, 2010

252 BASICS®



CATCH ON: Make the Connection

Small Groups, 25-30 minutes • for 4th–5th grade

As kids leave, remind them about the school supply service project (or another project your children's ministry has chosen). Tell kids what they can do this week to take part in the project. Remind them of any important deadlines or challenges. Congratulate kids on the way they have shown service by participating in the project so far.

Give each child a GodTime card. Distribute Fridge Door cards to parents as they arrive (if you haven't already).