

Chief Executive Officer
Reggie Joiner

Editor in Chief
Melanie Williams

Editor
Dana Wilkerson

Copy Editors
Elloa Davis
Kelly Nishi
Wendi Zebell

Group Experience Writers
Marcia Banks
Kristi Lemoine
Vicki Noblitt
Jill Turner
Dana Wilkerson

GodTime Writer
Marcia Banks

Family Experience Writers
Holly Crawshaw
Greg Payne
Phil Pierce
Jon Williams
Bill Winegardner

Music Producers & Writers
Chrystina Fincher
Jayce Fincher

Graphic Designer
Mike Davis

Illustration
Jodi Blackwell
Joe Goode

Technical & Web Support
Hadley Brandt

Executive Director
Sue Miller

Scripture marked "NIRV" is taken from the Holy Bible, New International Reader's Version™, Copyright ©1995, 1996, 1998 by International Bible Society. Used by permission of Zondervan Publishing House. All rights reserved.

Scripture marked "NIV" is taken from the Holy Bible, NEW INTERNATIONAL VERSION®. Copyright © 1973, 1978, 1984 Biblica. All rights reserved throughout the world. Used by permission of Biblica.

Scripture taken from THE MESSAGE. Copyright © 1993, 1994, 1995, 1996, 2000, 2001, 2002. Used by permission of NavPress Publishing Group.

252 BASICS®

Group and Family Experiences for K-5th Grades

1. I need to make the wise choice.
2. I can trust God no matter what.
3. I should treat others the way I want to be treated.

Statement of Faith

ABOUT GOD

God is the one and only true God, yet He exists in three persons: God the Father, God the Son, and God the Holy Spirit. God is the Creator, so everything belongs to Him and is under His control. God is holy, so He is righteous, majestic, and loving. God is all knowing and purposeful, so He's at work to bring about His will. No person, thing, or idea compares to God.

ABOUT THE SCRIPTURES

God reveals Himself to us through the Bible, and it is 100% accurate, reliable, and authoritative.

User Agreement

The reThink Group gladly grants permission to churches, schools, and other licensees to tailor 252 Basics® materials to fit their unique leadership requirements, locale and format preferences, and physical environment needs. However, if you wish to edit the content substantively, including Bible stories, learning activities, scripts, and any other content in which biblical principles and concepts are presented, you are obligated to do so within the doctrinal guidelines we've expressed in our Statement of Faith.

These resources are intended to be downloaded and printed for use by the subscribing entity only and may not be electronically transferred to or duplicated by other non-subscribing entities. Any unauthorized reproduction of this material or incorporation into a new work is a direct violation of US copyright laws. © 2010 The reThink Group. All rights reserved. 252 Basics® and the 252 Basics® logo are trademarks of The reThink Group, Inc.

©2010 The reThink Group
All rights reserved. www.reThinkGroup.org

ABOUT PEOPLE

People are made in God's image and for His pleasure. But everybody falls short of God's intention, or ideal, for people. In other words, everyone has sinned. As a result, we are all separated from Him, even though He wants an intimate relationship with each of us.




ABOUT SALVATION

That's why Jesus—God's Son—came and lived on this earth, died, and rose again. God offers His free gift of salvation to all who believe in Jesus and accept Him as Savior—the only way to be forgiven and reconciled to God. Anyone who accepts this gift is adopted as a son or daughter into God's family and will live with Him forever in heaven.

252 BASICS®

Virtue: SERVICE

Lending a hand to help someone else.





Feet First

Memory Verse: "Serve wholeheartedly, as if you were serving the Lord, not men." Ephesians 6:7, NIV

Bible Story: Feet First (Jesus washes the disciples' feet) • John 13:1-17

Bottom Line: What in the world are you doing to put others first?



PLUG IN Small groups

- 10-15 minutes
- Focus the Energy
- for kindergarten–1st grade

CATCH ON Small groups

- 25-30 minutes
- Make the Connection
- for kindergarten–1st grade

Virtue:

SERVICE

Lending a hand to help someone else.

Bottom Line: What in the world are you doing to put others first?



Memory Verse: "Serve wholeheartedly, as if you were serving the Lord, not men." Ephesians 6:7, NIV



PLUG IN: Focus the Energy

Small Groups, 10-15 minutes

Bible Story:

FEET FIRST

John 13:1-17

PREVIEW

Plug In is designed to introduce children to the day's topic in a setting that gives them individualized attention from their Small Group Leader and plenty of interaction with a small group of peers.

Divide the children by age into groups of no more than 10. You will need one Small Group Leader for each small group. Ideally, assign the same Small Group Leader to the same group of kids for the entire year.

Kindergarten–1st Grade

FOR LEADERS ONLY

Remember that old "'After you!' 'No, after you!'" gag in which each cartoon character insists that the other go first? Ridiculous in the extreme, but that's where we're going today. (1) Service—lending a hand to help someone else—is, in essence, putting someone else first. Not just letting someone GO first, but being intentional about putting them and their needs before our own. (2) When Jesus washed the disciples' feet, He put them first, even though by all that was right they should've been washing HIS feet. (3) If Jesus, God's Son, could put others first, then we should, too. Forget position or title, who got there first, or who did or didn't make the mess. Following Jesus' example involves seeing to others' needs before our own comfort. So this week, help kids discover that (4) when they put others first, they'll be showing them what Jesus is like.

GET READY

For each small group, do the following:

- **Early Arriver Idea:** Provide at least ten small objects, such as balls, crayons, playing cards, erasers, etc. Provide an interesting offering container.
- **Toe Painting:** Provide water-based paint, paper, a large plastic tablecloth, and plenty of paper towels and water (or wet wipes)!



Recycle • Make It Stick
What do you want to make sure they never forget?



Impress • Make It Big
What is the one thing you want them to understand?



Personalize • Make It Real
What can you model for them from your own life?



Apply • Make It Fit
What do you want them to walk away and do?



Transition • Make It Flow
What will you say or do to keep them engaged?



PLUG IN: Focus the Energy

Small Groups, 10-15 minutes • for kindergarten–1st grade

- Gather the leaders together to pray before the kids arrive. Pray that each child would listen and learn the Bible truths presented during today's session. If any kids arrive before or during the prayer, invite them to participate with the leaders.
- *Tip: As you greet parents dropping off their kids, give them a Fridge Door card so they'll know ahead of time what today's topic is.*

SUPPLIES:

small objects, an interesting offering container

Early Arriver Idea

Instruct kids to remove their shoes and socks. Challenge them to use only their feet to pick up and/or play with the items. Invite the kids to put their offerings in the offering container.


SUPPLIES:

paint, paper, tablecloth, paper towels and water (or wet wipes)

Toe Painting

Spread out the tablecloth and ask kids to sit down on it. If they have not yet removed their shoes and socks, have them do so before sitting on the tablecloth. Instruct them to roll up any long pants. Then give kids each a piece of paper and explain that they will be painting with their toes today. They can paint anything they want on their papers, but they can't leave the tablecloth! After five minutes, remove the paint and put the paintings to the side. Hand out paper towels or wipes, and tell kids to partner up to help each other wipe the paint off of their toes.

WRAP UP

SMALL GROUP LEADER: "You did a great job of painting and helping each other get cleaned up.  You know, I bet we're going to hear something about feet in large group today. Let's go find out!"

If you wish, let kids stay barefoot as they go to large group.

Lead your group to the large group area.



Virtue:

SERVICE

Lending a hand to help someone else.

Bottom Line: What in the world are you doing to put others first?



Memory Verse: "Serve wholeheartedly, as if you were serving the Lord, not men." Ephesians 6:7, NIV



CATCH ON: Make the Connection

Small Groups, 25-30 minutes

Bible Story:

FEET FIRST

John 13:1-17

PREVIEW

Catch On is designed to help kids understand how the day's topic applies to them. They'll discuss real-life experiences, interact with a close-knit group of peers, and participate in a variety of activities that appeal to different learning styles. Life-application and memory-verse activities, as well as prayer, are always a part of this hands-on time.

Gather children into the same small groups as for Plug In. Make sure the same Small Group Leader works with the children.

Heads up: Today's small group includes an explanation of God's plan for our salvation. (See the highlighted paragraph in particular.) Make sure you spend time thinking about and praying for the kids who will walk through your doors today as you prepare for this lesson. Ask God to help you be sensitive to His leading, to choose your words carefully, and to prepare the kids' hearts for this most important message. Use simple, concrete terms that kids can understand, but let the Holy Spirit do the leading.

Kindergarten–1st Grade

GET READY

For each small group, do the following:

- **Tattoo Time:** For kids to make tattoos, either provide washable markers or make your own temporary tattoos. You can create your own design or use the "Sample Tattoo" (from the Activity Pages on the Web site).
- **Comic Strips:** Make a copy of "Comic Strips" (from the Activity Pages on the Web site) for each kid. Also provide crayons.
- **Verse Train:** Print "Memory Verse Phrases" (from the Activity Pages for week 2 on the Web site) OR use the ones you printed last week. Also provide tape that can be used on your floor.
- **Prayer of Praise:** No supplies or preparation needed.
- Make copies on cardstock of this week's GodTime and Fridge Door cards.



Recycle • Make It Stick
What do you want to make sure they never forget?



Impress • Make It Big
What is the one thing you want them to understand?



Personalize • Make It Real
What can you model for them from your own life?



Apply • Make It Fit
What do you want them to walk away and do?



Transition • Make It Flow
What will you say or do to keep them engaged?

**CATCH ON: Make the Connection**

Small Groups, 25-30 minutes • for kindergarten–1st grade

SUPPLIES:

washable markers, temporary tattoos (optional)

* If you don't have time to do all these activities, be sure to do activity #2. Activity #3 is particularly good for children who need to move in order to stay engaged (not just for boys).

1. Tattoo Time (application activity / review the Bible lesson / great for boys)

Review the Bible lesson with the kids. Ask such questions as:

- What did Jesus do for His disciples? (*Washed their feet*)
- Why did Jesus wash the disciples' feet? (*Their feet were dirty; to put them first; to show them they should serve others, just like He did*)
- Who can you put first? (*Parents, brothers/sisters, teachers, friends*)

Guide kids to either apply the temporary tattoos or draw their own tattoos on a partner's feet. If they draw their own, challenge them to draw something that will symbolize putting others first, like "U 1st" or "U First."

As kids work, comment that Jesus always put others first. The most important way He put us first was coming here to be our Savior. When we ask Jesus to forgive us for the wrong things we've done and to be our Savior, He will. Then we'll live forever in heaven with Him and God.

SMALL GROUP LEADER: 🦶 "I am so glad that Jesus always put others first. You know what? We need to follow Jesus' example. If Jesus, God's Son, could put others first, then we should, too. ! What in the world are you doing to put others first? 🦶 How have you put others first at home, at school, or with a friend?" (Give kids time to think and answer.)

SUPPLIES:

crayons, "Comic Strips" (Activity Page)

*** 2. Comic Strips (application activity)**

Give each kid a "Comic Strips" page. Tell them to look at the first two boxes in each strip to see what is happening. Then in the third box they should finish the strip, drawing something that shows putting others first.

SMALL GROUP LEADER: 🦶 "Jesus wants us to look for ways to put others first, just as you did on your comic strips. ❤️ (Tell kids about a way you put someone else first in the past few weeks at work, home, or school.) ! What in the world are you doing to put others first? 🦶 Let's remember to LOOK for ways to put others first this week. How do you



CATCH ON: Make the Connection

Small Groups, 25-30 minutes • for kindergarten–1st grade

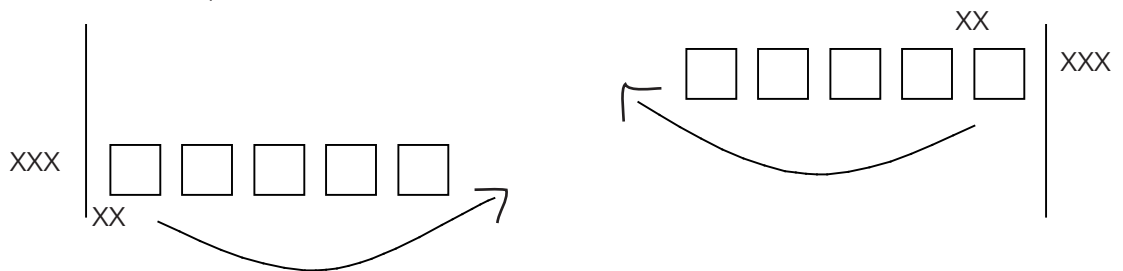
plan to put someone first at home? (Give kids time to think and answer each question.) **How could you put a friend first?"**

SUPPLIES:

"Memory Verse Phrases"
(Activity Page), tape

3. Verse Train (memory verse activity)

With the tape, make a line at each end of your space. Divide the group into two teams, and have three kids from each team line up behind one of the lines. These kids are the "trains." The other two kids will each pick out five "Memory Verse Phrases" and place them in a row in front of their team (toward the other line). These kids are the "engineers." Here's what your set-up will look like:



Explain that the trains are supposed to make it from one line to the other by only stepping on the papers. The engineers will be responsible for moving the papers from the back of the train to the front, so the train can keep moving. When both teams make it past the opposite line, guide kids to put the phrases in order and say the verse together.

SMALL GROUP LEADER: 🦶 "Serving others wholeheartedly means putting them first. When we put others first, we show them what Jesus is like. 🦶 What in the world are you doing to put others first? 🦶 How can you put others first this week?"

SUPPLIES:

none

4. Prayer of Praise (pray)

Explain to kids that you would like them to repeat the phrases of the prayer you're about to pray.

SMALL GROUP LEADER: 🦶 "Jesus, thank You for putting us first. (Pause.) Thank You for coming here to be our Savior (pause) so that we can live in heaven forever. (Pause.) In Jesus' name, amen!"



CATCH ON: Make the Connection

Small Groups, 25-30 minutes • for kindergarten–1st grade

“I am so glad Jesus loves us so much He put us first. It makes me feel good for someone to put ME first. It also makes me feel good to put someone else first. **! What in the world are you doing to put others first?**”

WRAP UP

Bring together all the groups in your classroom so the Classroom Facilitator can conclude the session with a review. Be prepared to distribute this week’s GodTime and Fridge Door cards.

CLASSROOM FACILITATOR: “When we put others first, we are doing what Jesus would do. And we all want to be more like Jesus, don’t we? Okay, everybody, I want you to go out and put others first this week! See you next time!”

As kids leave, remind them about the school supply service project (or another project your children’s ministry has chosen). Tell kids what they can do this week to take part in the project. Remind them of any important deadlines or challenges. Congratulate kids on the way they have shown service by participating in the project so far.

Give each child a GodTime card. Distribute Fridge Door cards to parents as they arrive (if you haven’t already).