

Chief Executive Officer
Reggie Joiner

Editor in Chief
Melanie Williams

Editor
Dana Wilkerson

Copy Editors
Elloa Davis
Kelly Nishi
Wendi Zebell

Group Experience Writers
Elloa Davis
Holly Delich
Danny Downing
Kristi Lemoine
Vicki Noblitt
Brandon O'Dell
Monica Rodriguez
Jill Turner
Dana Wilkerson

GodTime Writers
Holly Delich
Vicki Noblitt


Family Experience Writers
Greg Payne
Phil Pierce
Jon Williams

Graphic Designer
Mike Davis

Illustration
Jodi Blackwell
Joe Goode
Debbie Woodall

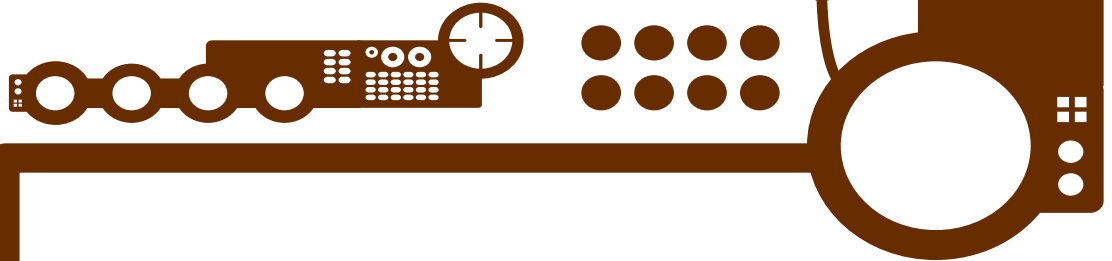
Technical & Web Support
Hadley Brandt

Executive Director
Sue Miller



252 BASICS®

Group and Family Experiences for K-5th Grades



1. I need to make the wise choice.
2. I can trust God no matter what.
3. I should treat others the way I want to be treated.

Statement of Faith

ABOUT GOD

God is the one and only true God, yet He exists in three persons: God the Father, God the Son, and God the Holy Spirit. God is the Creator, so everything belongs to Him and is under His control. God is holy, so He is righteous, majestic, and loving. God is all knowing and purposeful, so He's at work to bring about His will. No person, thing, or idea compares to God.

ABOUT THE SCRIPTURES

God reveals Himself to us through the Bible, and it is 100% accurate, reliable, and authoritative.

ABOUT PEOPLE

People are made in God's image and for His pleasure. But everybody falls short of God's intention, or ideal, for people. In other words, everyone has sinned. As a result, we are all separated from Him, even though He wants an intimate relationship with each of us.

ABOUT SALVATION

That's why Jesus—God's Son—came and lived on this earth, died, and rose again. God offers His free gift of salvation to all who believe in Jesus and accept Him as Savior—the only way to be forgiven and reconciled to God. Anyone who accepts this gift is adopted as a son or daughter into God's family and will live with Him forever in heaven.

User Agreement

The reThink Group gladly grants permission to churches, schools, and other licensees to tailor 252 Basics® materials to fit their unique leadership requirements, locale and format preferences, and physical environment needs. However, if you wish to edit the content substantively, including Bible stories, learning activities, scripts, and any other content in which biblical principles and concepts are presented, you are obligated to do so within the doctrinal guidelines we've expressed in our Statement of Faith.

These resources are intended to be downloaded and printed for use by the subscribing entity only and may not be electronically transferred to or duplicated by other non-subscribing entities. Any unauthorized reproduction of this material or incorporation into a new work is a direct violation of US copyright laws. © 2010 The reThink Group. All rights reserved. 252 Basics® and the 252 Basics® logo are trademarks of The reThink Group, Inc.

Scripture marked "NirV" is taken from the Holy Bible, New International Reader's Version™, Copyright ©1995, 1996, 1998 by International Bible Society. Used by permission of Zondervan Publishing House. All rights reserved.

Scripture marked "NIV" is taken from the Holy Bible, NEW INTERNATIONAL VERSION®. Copyright © 1973, 1978, 1984 Biblica. All rights reserved throughout the world. Used by permission of Biblica.

Virtue:

PEACE

Proving that you care more about others than winning an argument.

Bottom Line: Making peace doesn't make you weak.



Memory Verse: "So let us do all we can to live in peace. And let us work hard to build each other up." Romans 14:19, NIV



POWER UP: Engage the Heart

Large Group, 20-25 minutes

Bible Story:

LEAVE WELL ENOUGH ALONE

Genesis 26:16-22,26-31

PREVIEW

Power Up is designed to engage children in worship in a large group setting. Music, prayer, and an innovative approach to the Bible story are always a part of this interactive time.

Especially for Kindergarten–3rd Grade

FOR LEADERS ONLY

Many of us are under the impression that if you don't fight back, you're a wimp. You get picked on if you choose to back down from an argument. But (1) peace is proving that you care more about others than winning an argument. Making peace doesn't make you weak. (2) Look at God. You would never call Him weak, and yet He chooses to show grace, mercy, and forgiveness to us when we don't deserve it. (3) Throughout Scripture, God teaches us to love everyone, even our enemies. Jesus modeled that for us, but this teaching is present even in the Old Testament. For instance, Isaac could have chosen to use his power and might to fight for his land, but he took the high road instead. (4) When we do this, we show others that we're not too weak to fight, but strong enough to make peace. We show others the kind of peaceful life that God offers.

GET READY

Gather all the supplies needed for large group:

- **People:** You will need a Storyteller, a Host, and a Worship Team. You will need a strong male Small Group Leader, chosen in advance, to lose an arm wrestling match on purpose.
- **Bibles:** You will need a Bible for the story presentation and worship (preferably the NIV).
- **Large Group Visuals (from the Web site):** Prepare "Bible Story Outline" as noted in the LGVs. You will also need today's "Bottom Line Slide," which you prepared at the beginning of the month.



Recycle • Make It Stick
What do you want to make sure they never forget?



Impress • Make It Big
What is the one thing you want them to understand?



Personalize • Make It Real
What can you model for them from your own life?



Apply • Make It Fit
What do you want them to walk away and do?



Transition • Make It Flow
What will you say or do to keep them engaged?



POWER UP: Engage the Heart

Large Group, 20-25 minutes • for kindergarten–3rd grade

- *Props and Costumes:* The Host will be dressed like a cowboy. You will need a table to arm wrestle on. You will need a sword for the wise choice scenario. For the Bible story, you will need nerd glasses, a cowboy hat, a crown, and two suitcases.
- *Movie Clips and Such (CG):* You will need pictures of people who are physically strong. Some suggestions: Superman®, The Rock®, a baseball or football player who is popular in your region, The Incredible Hulk®. (You can find these at www.iStockphoto.com or similar Web sites.)
- *Music and Sound Effects (SFX):* You will need upbeat country/western music as the kids enter and exit the room. For worship, you will need the *Chase the Light* CD. (Note: See permissions info in week 1.)

SFX: Play upbeat country/western music as kids enter.

Worship Team should be onstage greeting kids as they come in.

1. Worship

WORSHIP LEADER: "Good morning. Does anybody remember what Bible word we're talking about this month? (Pause for response.) That's right: peace. Peace comes from God. Get up on your feet and sing praise to our God of peace, the light of the world."

"You Are the Light" / track 5 / from *Chase the Light*

WORSHIP LEADER: "Some people think that if you're a peaceful person, that means you're just afraid to fight. Well, God is peaceful. Do you think He's afraid of anything? (Pause for response.) Of course not. Psalm 18:2 says (open Bible and read Psalm 18:2, NIV), 'The Lord is my rock and my fort. He is the One who saves me. My God is my rock. I go to him for safety. He is like a shield to me. He's the power that saves me. He's my place of safety.' We never have to be afraid because God is our powerful and wonderful Savior. That's why ↻ **I can trust God no matter what.** Say that with me."

WORSHIP LEADER and KIDS: ↻ "I can trust God no matter what."

WORSHIP LEADER: "Sing out loud and strong."



POWER UP: Engage the Heart

Large Group, 20-25 minutes • for kindergarten–3rd grade

“Solid Rock” / track 7 / from *Chase the Light*

WORSHIP LEADER: “Great job, guys. You may be seated.”

Worship Team exits as Host enters dressed as a cowboy. He carries a table that he places center stage.

2. Set Up the Bible Lesson

HOST: *(With cowboy drawl)* “Howdy, pardners! *(Pause for response learned last week: ‘Howdy, Cowboy Dirk.’)* Let’s try that again in case you forgot. When I say, ‘Howdy, pardners,’ you say, ‘Howdy, Cowboy Dirk!’ Howdy, Pardners! *(Pause for response.)* That’s better. You know, pardners, I’m in a little bit of a pickle. There’s a rascally varmint making trouble in my town and I can’t get him to stop. I’m a peaceful cowboy, you know, so fightin’ him is out of the question. But maybe I can get one of you to do the fightin’ for me. I need the strongest person in the room. Raise your hand if you think that’s you. *(Pause for response.)* Okay, so a lot of you think you’re the strongest, so I’m gonna have to put you to the test. If you really are the strongest, then you should be able to win a simple arm wrestling competition. Who wants to try?”

Work your way through the crowd and select a small kindergarten girl who is willing to come up on stage.

“What’s your name? *(Pause for response.)* Howdy, pardner. *(Pause for response.)* So do you know how to arm wrestle? It’s very easy. You’re going to be across from your opponent like this. *(Demonstrate arm wrestling across the table.)* You’ll grab hands and push really hard. The winner is the one who can pin the other person’s arm down to the table. Got it? Good. Then let’s meet your opponent. Come on out!”

The biggest, strongest male Small Group Leader in the room enters or comes up front. He takes his position on the opposite side of the table.

HOST: “All right, you two. Let’s make this a clean match. No spitting, no biting, and no looking cross-eyed at each other. You got that? Good. May the strongest person win. Players get set! Three, two, one, go!”




POWER UP: Engage the Heart

Large Group, 20-25 minutes • for kindergarten–3rd grade


Host acts as referee, holding the clasped hands of the arm wrestlers until the match begins. He paces back and forth making sure it's a legal match. The Small Group Leader will be in control, making it look like a difficult battle, before finally losing to the kindergarten girl.

HOST: "That was a close match but [insert name of kindergartner] is the clear winner! (To Small Group Leader) Why don't you go put some ice on that arm?"

Small Group Leader exits, then enters the audience to sit with his small group.

HOST: "I'll be honest with you, pardner. You're a lot stronger than you look. Meet me afterwards and then you can help me scare off that rascally varmint in my town. Give her a hand, everybody. (Pause for response and dismiss girl.) You know, when you're really strong, people can be afraid of you. They're afraid that if they don't do what you want, you might hurt 'em. But think about this: let's say your little brother is in your room. He knows he's not supposed to be in there. You're way stronger than him so you could punch him in the arm and throw him out of your room. But is that what you should do? This is when you need to remind yourself,  **I need to make the wise choice.** Say that with me."

HOST and KIDS:  "I need to make the wise choice."

HOST: "Do you know where we find out how to make the wise choice? (Pause for responses.) That's right—the Bible.  **The Bible is like a ... (reveal the sword) sword. It will help you win the battle against evil and stand up for what is right.** Today we're gonna find out more about what the Bible says about peace. Y'all take care now."

Host exits as Storyteller enters with two suitcases. Storyteller places one of the suitcases on the table and opens it, revealing a cowboy hat, a crown, and nerd glasses.



POWER UP: Engage the Heart

Large Group, 20-25 minutes • for kindergarten–3rd grade

3. Present the Bible Lesson

Storyteller: Note that the following Bible lesson script has been organized into three main points (noted in brown) to help you present it in a memorable way. The lesson concludes with a “closer” to help make real-life application for kids.

STORYTELLER: “Wow. [Name of kindergartner from earlier] was really strong, wasn’t she? Normally, when we think of people who are strong, we think of this ...

CG: Picture of The Rock or another wrestler

“... someone with big muscles who looks like they could lift you over their head. Let’s see if you can name some of these strong people.

CG: Picture of Superman

“Who is this? *(Pause for responses.)* That’s right. That’s Superman. He’s got super strength. How about this one?

CG: Picture of football or baseball player

STORYTELLER: “That’s [name of player]. He doesn’t have super strength, but he is very strong and he has to work really hard to stay that way. One more. Who is this?

CG: Picture of The Incredible Hulk

“That’s the Incredible Hulk. He only gets strong when someone makes him really really angry. Then he’ll pound them. Today I’m going to tell you about a man—a real person—who was truly strong, a man named Isaac. Isaac was living in the land of Gerar [GHEE rahr] among people called the Philistines [fih LISS teens]. Isaac was very rich and he had a whole lot of servants and animals. He was very powerful.

THE FIRST MOVE

STORYTELLER: “The king of the Philistines was a man named Abimilech [uh BIM eh lek]. That’s fun to say. Say, ‘Abimilech.’ *(Pause for response.)* Say



POWER UP: Engage the Heart

Large Group, 20-25 minutes • for kindergarten–3rd grade

it five times fast. Abimilech, Abimilech, Abimilech, Abimilech, Abimilech. *(Pause for response.)* Anyway, Abimilech was getting kind of afraid of Isaac because Isaac was getting so powerful, so he asked Isaac to move away. So imagine this little, wimpy king going up to big, powerful Isaac and saying *(put on crown and nerd glasses and read Genesis 26:16, NIV, in a whining voice), 'Move away from us. You have become too powerful for us.'* *(Remove crown and glasses.)*

"Now Isaac was so strong and powerful, he could have said *(put on cowboy hat and say in Clint Eastwood-y voice), 'Listen here, Abimilech! If you want me to move, then you're gonna have to make me!'* *(Remove hat)* Isaac could have said that ... but he didn't. Instead, he packed up all his stuff, got all his servants and animals together, and he moved. He chose to make peace, because he knew **! making peace doesn't make you weak.**

Pack up the suitcases and move to another part of the stage.

DIGGING WELLS

STORYTELLER: "He moved somewhere a little farther away. They unpacked everything and settled down all over again. Then Isaac told his servants to re-dig the wells that his father, Abraham, had dug. Back in Isaac's day, they didn't have running water in the house. That means they couldn't turn on a faucet and get water. They had to dig deep holes in the earth to find water underground. These holes are called wells. Isaac's father had dug lots of wells, but the Philistines had filled them up with dirt. So Isaac's men dug them out again in order to get to the water.

"Well, not long after Isaac had settled down in his new home, the people of Gerar started to pick a fight over the wells. *(Put on nerd glasses and read Genesis 26:20b, NIV, in a contentious voice.)* 'The water is ours!' they said. *(Take off glasses.)* Again, Isaac could have said *(put on cowboy hat and assume Clint Eastwood-y voice), 'The water is yours, huh? I don't see your name on it. In fact, my daddy dug those wells. Why don't you try and take 'em from me ... if you feel lucky.'* *(Remove hat)* But Isaac didn't do that. Instead, he and his men moved on again. Because **! making peace doesn't make you weak.**

Move suitcases to another part of the stage.



POWER UP: Engage the Heart

Large Group, 20-25 minutes • for kindergarten–3rd grade

"They unpacked all of their stuff and settled down. And they dug another well. And would you believe the same thing happened again? (*Put on nerd glasses. Speak in a snide, argumentative little-kid voice.*) 'That's our water and you can't have it! We were here first!' (*Remove glasses and put on cowboy hat.*) 'I'm getting real tired of moving, monkey brains. So let's rumble!' (*Remove hat.*) But Isaac didn't say that. Can you guess what Isaac did? (*Pause for response.*) He packed up and moved on again. Because **! making peace doesn't make you weak.**

Move suitcases to another part of the stage.

PEACE AT LAST

STORYTELLER: "They settled down, they dug another well, and this time nobody bothered them. Isaac was home at last and everybody lived happily ever ... wait a minute, oh no, not again, here comes Abimilech again. What is it this time? By now, Isaac was probably getting a little frustrated, so when Abimilech showed up again, he said (*put on cowboy hat and read Genesis 26:27, NIV, in Clint Eastwood-y voice*), 'Why have you come to me? You were angry with me and sent me away.'

(Remove hat, put on crown and glasses, and read Genesis 26:28-29, NIV.)

"We saw clearly that the Lord was with you. So we said, 'We should make an agreement by taking an oath.' The agreement should be between us and you. We want to make a peace treaty with you. Promise that you won't harm us. We didn't harm you. We always treated you well. We sent you away in peace. Now the Lord has blessed you.'

(Remove crown and glasses.) "Isaac finally made peace with Abimilech and he didn't even have to throw a single punch. What he did throw was a huge party for Abimilech and his men and they all had dinner and celebrated their treaty together.

CLOSE THE STORY

STORYTELLER: "So what does God want us to learn from the way Isaac handled things? Just because you might be stronger than someone else, doesn't mean that you have to pick fights. Sometimes you need to give something away if you want to make peace. Just like Isaac, there is at least one way that you're stronger than someone else. Maybe you get better grades, or you sing better than someone else, or you're better at soccer. You



POWER UP: Engage the Heart

Large Group, 20-25 minutes • for kindergarten–3rd grade

can choose to brag about how good you are, or you can give away the right to brag. Who would you rather be like? The men arguing over the wells, or Isaac, who was strong enough to fight, but chose not to? Remember what God gave away so we could have peace with Him? He gave us Jesus to die for our sins. How much are you willing to give to make peace? Sure, you may have to give up something that you think you deserve, but it's worth it. Not only do you gain respect from people all around you, but you show God's love to people who may need to see it most of all. **! Making peace doesn't make you weak.** Say that with me."

CG: Bottom Line Slide

STORYTELLER and KIDS: ! "Making peace doesn't make you weak."

STORYTELLER: "Let's pray."

4. Pray

STORYTELLER: "Father, You are so strong and powerful, but You choose to show gentleness and love for us, even when we do wrong things, like being selfish or picking fights with people. Thank You for loving us. Help us to show Your love to the people around us; even people who we don't think deserve it. Give us the strength to make peace when it's hard. Thank You, God. Amen."

Storyteller exits as Host enters.

5. Wrap Up

HOST: "Well, kiddos, I've made a decision. You remember I told you about that rascally varmint making trouble in my town? I've decided I'm not gonna try and fight him. So [insert name of kindergartner], I won't need your services after all. I'm gonna try the peaceful way—try to talk to him. Maybe no one's ever taken the time to get to know him. I decided **↻ I should treat others the way I want to be treated.** Say that with me."

HOST and KIDS: ↻ "I should treat others the way I want to be treated."

AUG 08, 2010

252 BASICS®



POWER UP: Engage the Heart

Large Group, 20-25 minutes • for kindergarten–3rd grade

HOST: "So that's where I'm headed. And I reckon you all better mosey on to small group. Adios, amigos."

Dismiss children to their small groups.

SFX: Play upbeat country/western music as the kids exit.