

Chief Executive Officer
Reggie Joiner

Editor in Chief
Melanie Williams

Editor
Dana Wilkerson

Copy Editors
Elloa Davis
Kelly Nishi
Wendi Zebell

Group Experience Writers
Elloa Davis
Holly Delich
Danny Downing
Kristi Lemoine
Vicki Noblitt
Brandon O'Dell
Monica Rodriguez
Jill Turner
Dana Wilkerson

GodTime Writers
Holly Delich
Vicki Noblitt

Family Experience Writers
Greg Payne
Phil Pierce
Jon Williams

Graphic Designer
Mike Davis

Illustration
Jodi Blackwell
Joe Goode
Debbie Woodall

Technical & Web Support
Hadley Brandt

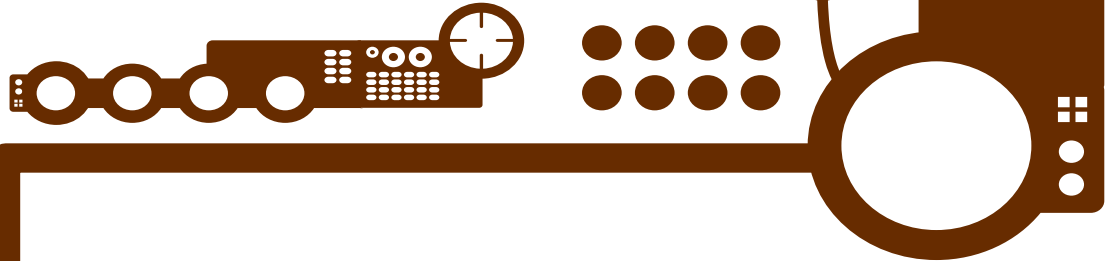
Executive Director
Sue Miller

Scripture marked "NirV" is taken from the Holy Bible, New International Reader's Version™, Copyright ©1995, 1996, 1998 by International Bible Society. Used by permission of Zondervan Publishing House. All rights reserved.

Scripture marked "NIV" is taken from the Holy Bible, NEW INTERNATIONAL VERSION®. Copyright © 1973, 1978, 1984 Biblica. All rights reserved throughout the world. Used by permission of Biblica.

252 BASICS®

Group and Family Experiences for K-5th Grades



1. I need to make the wise choice.
2. I can trust God no matter what.
3. I should treat others the way I want to be treated.

Statement of Faith

ABOUT GOD

God is the one and only true God, yet He exists in three persons: God the Father, God the Son, and God the Holy Spirit. God is the Creator, so everything belongs to Him and is under His control. God is holy, so He is righteous, majestic, and loving. God is all knowing and purposeful, so He's at work to bring about His will. No person, thing, or idea compares to God.

ABOUT THE SCRIPTURES

God reveals Himself to us through the Bible, and it is 100% accurate, reliable, and authoritative.

ABOUT PEOPLE

People are made in God's image and for His pleasure. But everybody falls short of God's intention, or ideal, for people. In other words, everyone has sinned. As a result, we are all separated from Him, even though He wants an intimate relationship with each of us.

ABOUT SALVATION

That's why Jesus—God's Son—came and lived on this earth, died, and rose again. God offers His free gift of salvation to all who believe in Jesus and accept Him as Savior—the only way to be forgiven and reconciled to God. Anyone who accepts this gift is adopted as a son or daughter into God's family and will live with Him forever in heaven.

User Agreement

The reThink Group gladly grants permission to churches, schools, and other licensees to tailor 252 Basics® materials to fit their unique leadership requirements, locale and format preferences, and physical environment needs. However, if you wish to edit the content substantively, including Bible stories, learning activities, scripts, and any other content in which biblical principles and concepts are presented, you are obligated to do so within the doctrinal guidelines we've expressed in our Statement of Faith.

These resources are intended to be downloaded and printed for use by the subscribing entity only and may not be electronically transferred to or duplicated by other non-subscribing entities. Any unauthorized reproduction of this material or incorporation into a new work is a direct violation of US copyright laws. © 2010 The reThink Group. All rights reserved. 252 Basics® and the 252 Basics® logo are trademarks of The reThink Group, Inc.





©2010 The reThink Group
All rights reserved. www.reThinkGroup.org

252 BASICS®

Faith Skill #2:

PERSONALIZE SCRIPTURE

memorize and apply




Think Again

Memory Verse: "Finally, brothers, whatever is true, whatever is noble, whatever is right, whatever is pure, whatever is lovely, whatever is admirable—if anything is excellent or praiseworthy—think about such things." Philippians 4:8, NIV

Bible Story: Think Again (think about admirable things) • Philippians 4:8

Bottom Line: Think about what God says, and it'll change you.




PLUG IN Small groups

- 10-15 minutes
- Focus the Energy
- for 2nd–3rd grade

CATCH ON Small groups

- 25-30 minutes
- Make the Connection
- for 2nd–3rd grade



Faith Skill:

PERSONALIZE SCRIPTURE

memorize and apply

Bottom Line: Think about what God says, and it'll change you.



Memory Verse: "Finally, brothers, whatever is true, whatever is noble, whatever is right, whatever is pure, whatever is lovely, whatever is admirable—if anything is excellent or praiseworthy—think about such things." Philippians 4:8, NIV



PLUG IN: Focus the Energy

Small Groups, 10-15 minutes

Bible Story:

THINK AGAIN

Philippians 4:8

PREVIEW

Plug In is designed to introduce children to the day's topic in a setting that gives them individualized attention from their Small Group Leader and plenty of interaction with a small group of peers.

Divide the children by age into groups of no more than 10. You will need one Small Group Leader for each small group. Ideally, assign the same Small Group Leader to the same group of kids for the entire year.

2nd–3rd Grade

FOR LEADERS ONLY

Today is the fifth week of the month, an opportunity to take a break from the norm and focus on something a bit different: a "faith skill," specifically the faith skill of memorizing and applying Scripture. God says to think about true, noble, and right things because what goes in comes out in our words and actions. So today, focus on helping kids understand the importance (and benefits) of thinking—really thinking—about what God says.

GET READY

For each small group, do the following:

- **Early Arriver Idea:** Provide an interesting offering container.
- **The Word's the Thing:** Provide paper and pens or pencils for each small group. Provide a watch with a second hand for the classroom.
- Gather the leaders together to pray before the kids arrive. Pray that each child would listen and learn the Bible truths presented during today's session. If any kids arrive before or during the prayer, invite them to participate with the leaders.



Recycle • Make It Stick
What do you want to make sure they never forget?



Impress • Make It Big
What is the one thing you want them to understand?



Personalize • Make It Real
What can you model for them from your own life?



Apply • Make It Fit
What do you want them to walk away and do?



Transition • Make It Flow
What will you say or do to keep them engaged?



PLUG IN: Focus the Energy

Small Groups, 10-15 minutes • for 2nd–3rd grade

SUPPLIES:

an interesting offering container

Early Arriver Idea

Ask kids the following question: “What does ____ say?” Each time you ask the question, fill in the blank with one of the following: a clown, a teacher, a parent, a coach, a cowboy, God. Let as many kids as possible answer each time. Invite the kids to put their offerings in the offering container.

SUPPLIES:


paper, pens or pencils, watch with second hand

The Word’s the Thing (a classroom-wide activity)

Play this as a classroom-wide game. Explain that you will call out a word. Each small group will then have 30 seconds to think of as many words as possible that mean the same thing. Kids will tell their Small Group Leader and the SGL can write them down. When you call time, small groups can count the number of words they thought of, and tell you the number. The small group with the most words wins that round. Play several times. Applaud the group that won the most rounds.

Use the following words: *happy, hot, trip, friend, learn, think.*

WRAP UP

CLASSROOM FACILITATOR: “You guys thought of lots of words. Aren’t words fun? There are so many of them that mean almost—but not quite—the same thing. I especially like how many words you thought of that mean ‘think.’  **Let’s go to large group and learn about what God wants us to think about—and all the words He gave us to help us know exactly what He means.”**

Lead your group to the large group environment.

Faith Skill:

PERSONALIZE SCRIPTURE

memorize and apply

Bottom Line: Think about what God says, and it'll change you.



Memory Verse: "Finally, brothers, whatever is true, whatever is noble, whatever is right, whatever is pure, whatever is lovely, whatever is admirable—if anything is excellent or praiseworthy—think about such things." Philippians 4:8, NIV



CATCH ON: Make the Connection

Small Groups, 25-30 minutes

Bible Story:

THINK AGAIN

Philippians 4:8

PREVIEW

Catch On is designed to help kids understand how the day's topic applies to them. They'll discuss real-life experiences, interact with a close-knit group of peers, and participate in a variety of activities that appeal to different learning styles. Life-application and memory-verse activities, as well as prayer, are always a part of this hands-on time.

Gather children into the same small groups as for Plug In. Make sure the same Small Group Leader works with the children.

2nd–3rd Grade

GET READY

For each small group, do the following:

- **Our Banner of Words:** Provide Bibles, a long piece of white or light-colored mural paper, markers, glue, scissors, and a variety of craft materials such as glitter, yarn, and plastic jewels.
- **Start and Stop:** Provide the banner kids make in "Our Banner of Words" and markers.
- **Four and Out:** Copy "Verse Set A" on red paper and "Verse Set B" (from the Activity Pages on the Web site) on green paper. Tape the 12 pages to the floor in a 3x4 grid, mixing up the colors. Provide 50 pennies, 50 nickels, and Bibles.
- **Sing It!:** Provide a copy of "Verse Choices" (from the Activity Pages on the Web site) for each person.
- Make copies on cardstock of this week's GodTime and Fridge Door cards.

** If you don't have time to do all these activities, be sure to do activity #4. Activity #3 is particularly good for children who need to move in order to stay engaged (not just for boys).*



Recycle • Make It Stick
What do you want to make sure they never forget?



Impress • Make It Big
What is the one thing you want them to understand?



Personalize • Make It Real
What can you model for them from your own life?



Apply • Make It Fit
What do you want them to walk away and do?



Transition • Make It Flow
What will you say or do to keep them engaged?



CATCH ON: Make the Connection

Small Groups, 25-30 minutes • for 2nd–3rd grade

SUPPLIES:

Bibles, mural paper, markers, glue, scissors, craft materials

1. Our Banner of Words (*application & memory verse activity / review the Bible lesson*)

Pass out the Bibles. Ask kids to open to Philippians 4:8.

Finding verses with 2nd-3rd graders: Guide them to open their Bibles to the front and find the table of contents. (Hold up a Bible opened to the table of contents to show the kids what the page looks like.) When the kids find the table of contents, lead them to find Philippians in the list under “New Testament.” You can help by telling them that Philippians starts with the letters P-H, not the letter F. When the kids find Philippians, lead them to look at the page number beside the word. Explain that the number tells them on what page they can find Philippians. Help the kids find the page. When they find Philippians, explain that the big numbers on the page are the chapter numbers. Help them find chapter 4. Explain that the small numbers are verse numbers. Help them find verse 8 in chapter 4.

Choose a volunteer to read the verse aloud. Next, ask each person to name a key word from the verse, such as true, noble, right, pure, lovely, admirable, excellent, and praiseworthy. (For NIV, kids might name words such as true, noble, right, pure, lovely, worthy of respect, excellent, and worthy of praise.) Roll out the long piece of mural paper. Tell kids they are going to work together to make a banner that includes all of these key words. Kids can write the words in interesting styles, trace them with glitter, cut them out, outline them with yarn, or add jewel embellishments. **As kids work, talk with them about the meaning of the words they are working on.** (*Noble [to have very good qualities]; pure [to be free from everything that might injure or lower the quality]; clean [sinless]; lovely [very beautiful, pleasing]; admirable [deserving to be admired, highly thought of].*) **Can kids define them in their own words? Can they give examples of attitudes or actions that demonstrate the meanings of these words? Why would God think it is important for us to think about these kinds of things?**

Keep the banner for use during the prayer activity, #2 below.

SMALL GROUP LEADER: “When we think about what God says, He uses that to change us. He uses it to change our attitudes, words, and actions. He uses it to change how we think about the world, to change our relationship with others, and to change our relationship with Him. **What is one way your relationships could change if you really thought in the way God wants us to think?** (*You would be more honest, a better friend, more*



CATCH ON: Make the Connection

Small Groups, 25-30 minutes • for 2nd–3rd grade

trustworthy, looking out for others more than yourself, more concerned about others than yourself, more likely to forgive, more encouraging, etc.)

! Think about what God say, and it'll change you."

SUPPLIES:

banner, markers

2. Start and Stop (prayer)

♥ Start by telling kids about a time when you followed God's instruction about your thoughts and made a change in your life. Maybe you stopped watching a certain television show and your thoughts changed, or you stopped hanging out with someone who was a bad influence and your attitude changed. How did you change when you thought about what God says to think about?

Direct kids to look at the words on the banner they just made. Are they thinking about these things? How do they need to change? Challenge kids to write a prayer to God. Kids can write on the banner two to three things they need to stop thinking about or putting in their minds, and two to three things they need to start putting in their minds. Kids can write full sentences or just key words.

SMALL GROUP LEADER: "Today we are learning that we should **! think about what God says, and it'll change you.** One way to think about what God says is to train your mind. You do this by choosing carefully what you read, watch, and play. **! Use the banner to tell God what you're going to give up in order to think like He wants you to think. Also tell God what you're going to start putting in your mind in order to change and be what He wants you to be.**

"Let's finish our prayer by praying together. Dear God, we want to think like You want us to think. Help us know what to stop thinking about, reading, and watching. And help us to find things to watch, read, and play that are true, noble, right, pure, lovely, and excellent. Help us to think about what You say, so that it will change us. Amen."



CATCH ON: Make the Connection

Small Groups, 25-30 minutes • for 2nd–3rd grade

SUPPLIES:

“Verse Set A” and “Verse Set B” (Activity Pages) taped to the floor in a grid, pennies, nickels, Bibles

3. Four and Out (*Scripture memory / great for boys / application activity*)

Divide kids into two groups. Assign one group the green verse and give them 50 pennies. Assign the other group the red verse and give them 50 nickels. Ask kids to stand around the grid of papers, about two feet back. Teams need to spread out around the grid, rather than standing together. On your signal, kids will toss coins onto papers. They want to toss their coins on their own team’s papers, not the other team’s. When a paper has four of the correct coins on it, kids can pick it up. When a team has picked up all of their papers, they can arrange them in verse order, using a Bible if they need help, and then say the verse aloud. The first team to do so wins.

To make the game more challenging, add another rule. For every opponent’s coin on your team’s paper, you need an additional one of your team’s coins. So a nickel team that has two pennies on their paper needs six nickels rather than four before they can pick up the paper.

SMALL GROUP LEADER: ! “Think about what God says, and it’ll change you. One way to think about what God says is to memorize Scripture. You can do that in many ways, including physical ways, like we just did. Learning Scripture can be fun and challenging. When we put God’s Word into our minds, it comes out in our words and actions. Our words and actions show others what God is like. 🙌 **What might your words and actions show others about God, if you’re not careful?** (*That He judges people, that He is prejudiced, that He favors some more than others, that He is unkind, etc.*) **What should your words and actions show others about God?** (*That He is loving and generous to everyone, that He is forgiving, that He sent Jesus to be our Savior, etc.*)

SUPPLIES:

“Verse Choices” (Activity Page)

* 4. Sing It! (*Scripture memory / application activity*)

Tell kids that they can use music to help them memorize Scripture. Model this by teaching kids new words to a familiar tune like “London Bridge”: “Do to others as you want them / you want them / you want them / Do to others as you want them / to do to you.” Tell kids that these are the words to Luke 6:31, NIV. (You’ll need to modify this slightly if you prefer to use NIV). Ask kids to tell you how knowing this verse can change their relationships. How will it affect their actions? Explain that putting a verse to music is one way to memorize God’s Word.



CATCH ON: Make the Connection

Small Groups, 25-30 minutes • for 2nd–3rd grade

Pass out the copies of “Verse Choices.” Let kids work in pairs to choose one of the verses on the page and put it to a tune they know, such as “Twinkle, Twinkle, Little Star,” “If You’re Happy and You Know It,” or “Hokey Pokey.” Kids will have to work a little to make the words fit the tune, but encourage them to be creative. Give groups a few minutes to make their selection and prepare their song, and then let groups present their song to the rest of the small group. Encourage kids on their work, and remind them that they can take this list home and use music to help them memorize the remaining verses.

SMALL GROUP LEADER: “It’s important not only to memorize Scripture, but to understand it and put it into practice. **! Think about what God says, and it’ll change you.** It can help you make wise choices about relationships, and it can improve your relationships with friends, family members, and God. 🦶
Which of these verses will you memorize this week? How could it change you and your relationships?”

WRAP UP

Bring together all the groups in your classroom so the Classroom Facilitator can conclude the session with a review. Be prepared to distribute this week’s GodTime and Fridge Door cards.

CLASSROOM FACILITATOR: “Knowing what God says changes you, and then it changes others. When you put God’s Word in your mind, and when you focus on things that are true, noble, right, pure, lovely, and excellent, your words and actions will become more pleasing to God. So I hope you’ll continue to take time to learn verses from God’s Word. Sing a song, play a game, or find another way that works for you. But whatever you do, think about what God says, and see how He uses it to change you. I’ll see you next week.”

Distribute the GodTime and Fridge Door cards.