

Chief Executive Officer
Reggie Joiner

Editor in Chief
Melanie Williams

Editor
Dana Wilkerson

Copy Editors
Elloa Davis
Kelly Nishi
Wendi Zebell

Group Experience Writers
Elloa Davis
Holly Delich
Danny Downing
Kristi Lemoine
Vicki Noblitt
Brandon O'Dell
Monica Rodriguez
Jill Turner
Dana Wilkerson

GodTime Writers
Holly Delich
Vicki Noblitt


Family Experience Writers
Greg Payne
Phil Pierce
Jon Williams

Graphic Designer
Mike Davis

Illustration
Jodi Blackwell
Joe Goode
Debbie Woodall

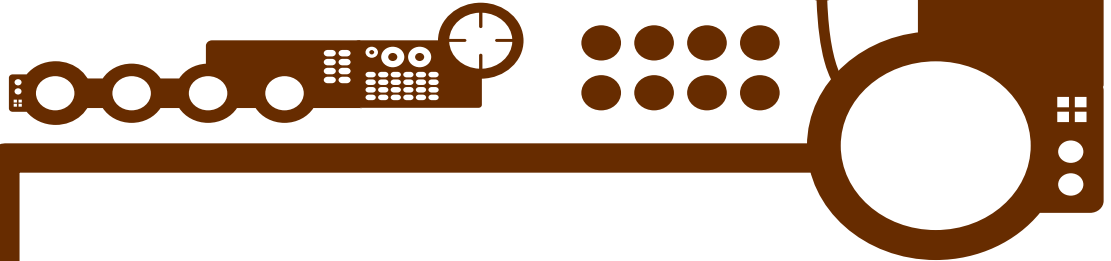
Technical & Web Support
Hadley Brandt

Executive Director
Sue Miller



252 BASICS®

Group and Family Experiences for K-5th Grades



1. I need to make the wise choice.
2. I can trust God no matter what.
3. I should treat others the way I want to be treated.

Statement of Faith

ABOUT GOD

God is the one and only true God, yet He exists in three persons: God the Father, God the Son, and God the Holy Spirit. God is the Creator, so everything belongs to Him and is under His control. God is holy, so He is righteous, majestic, and loving. God is all knowing and purposeful, so He's at work to bring about His will. No person, thing, or idea compares to God.

ABOUT THE SCRIPTURES

God reveals Himself to us through the Bible, and it is 100% accurate, reliable, and authoritative.

ABOUT PEOPLE

People are made in God's image and for His pleasure. But everybody falls short of God's intention, or ideal, for people. In other words, everyone has sinned. As a result, we are all separated from Him, even though He wants an intimate relationship with each of us.

ABOUT SALVATION

That's why Jesus—God's Son—came and lived on this earth, died, and rose again. God offers His free gift of salvation to all who believe in Jesus and accept Him as Savior—the only way to be forgiven and reconciled to God. Anyone who accepts this gift is adopted as a son or daughter into God's family and will live with Him forever in heaven.

User Agreement

The reThink Group gladly grants permission to churches, schools, and other licensees to tailor 252 Basics® materials to fit their unique leadership requirements, locale and format preferences, and physical environment needs. However, if you wish to edit the content substantively, including Bible stories, learning activities, scripts, and any other content in which biblical principles and concepts are presented, you are obligated to do so within the doctrinal guidelines we've expressed in our Statement of Faith.

These resources are intended to be downloaded and printed for use by the subscribing entity only and may not be electronically transferred to or duplicated by other non-subscribing entities. Any unauthorized reproduction of this material or incorporation into a new work is a direct violation of US copyright laws. © 2010 The reThink Group. All rights reserved. 252 Basics® and the 252 Basics® logo are trademarks of The reThink Group, Inc.

Scripture marked "NirV" is taken from the Holy Bible, New International Reader's Version™, Copyright ©1995, 1996, 1998 by International Bible Society. Used by permission of Zondervan Publishing House. All rights reserved.





Scripture marked "NIV" is taken from the Holy Bible, NEW INTERNATIONAL VERSION®. Copyright © 1973, 1978, 1984 Biblica. All rights reserved throughout the world. Used by permission of Biblica.

©2010 The reThink Group
All rights reserved. www.reThinkGroup.org

252 BASICS®

Virtue: PEACE

Proving that you care more about others than winning an argument.





Leave Well Enough Alone

Memory Verse: "So let us do all we can to live in peace. And let us work hard to build each other up." Romans 14:19, NIRV

Bible Story: Leave Well Enough Alone (Isaac's wells) • Genesis 26:16-22,26-31

Bottom Line: Making peace doesn't make you weak.




PLUG IN Small groups

- 10-15 minutes
- Focus the Energy
- for 4th-5th grade

CATCH ON Small groups

- 25-30 minutes
- Make the Connection
- for 4th-5th grade



Virtue:

PEACE

Proving that you care more about others than winning an argument.

Bottom Line: Making peace doesn't make you weak.



Memory Verse: "So let us do all we can to live in peace. And let us work hard to build each other up." Romans 14:19, NIRV



PLUG IN: Focus the Energy

Small Groups, 10-15 minutes

Bible Story:

LEAVE WELL ENOUGH ALONE

Genesis 26:16-22,26-31

PREVIEW

Plug In is designed to introduce children to the day's topic in a setting that gives them individualized attention from their Small Group Leader and plenty of interaction with a small group of peers.

Divide the children by age into groups of no more than 10. You will need one Small Group Leader for each small group. Ideally, assign the same Small Group Leader to the same group of kids for the entire year.

4th–5th Grade

FOR LEADERS ONLY

Many of us are under the impression that if you don't fight back, you're a wimp. You get picked on if you choose to back down from an argument. But (1) peace is proving that you care more about others than winning an argument. Making peace doesn't make you weak. (2) Look at God. You would never call Him weak, and yet He chooses to show grace, mercy, and forgiveness to us when we don't deserve it. (3) Throughout Scripture, God teaches us to love everyone, even our enemies. Jesus modeled that for us, but this teaching is present even in the Old Testament. For instance, Isaac could have chosen to use his power and might to fight for his land, but he took the high road instead. (4) When we do this, we show others that we're not too weak to fight, but strong enough to make peace. We show others the kind of peaceful life that God offers.

GET READY

For each small group, do the following:

- **Early Arriver Idea:** Provide an interesting offering container, a tear sheet, and markers.
- **Natural Enemies:** Provide a tear sheet and markers.
- Gather the leaders together to pray before the kids arrive. Pray that each child would listen and learn the Bible truths presented during



Recycle • Make It Stick
What do you want to make sure they never forget?



Impress • Make It Big
What is the one thing you want them to understand?



Personalize • Make It Real
What can you model for them from your own life?



Apply • Make It Fit
What do you want them to walk away and do?



Transition • Make It Flow
What will you say or do to keep them engaged?



PLUG IN: Focus the Energy

Small Groups, 10-15 minutes • for 4th–5th grade

today's session. If any kids arrive before or during the prayer, invite them to participate with the leaders.

SUPPLIES:

an interesting offering container, a tear sheet, markers

SUPPLIES:

a tear sheet, markers


Early Arriver Idea

As kids come in, direct them to write on a tear sheet situations in which they have seen other people hold a grudge. Then ask if there are grudges that they are still holding. Explain that we will look at what to do with grudges this morning. Invite the kids to put their offerings in the offering container.

Natural Enemies

On a tear sheet, make a list of pairs that are natural enemies. For example, a sheep and a wolf are natural enemies. So are a dog and a cat.

WRAP UP

SMALL GROUP LEADER: "If you owned a dog and a cat, what are some things you could do to keep peace between the two? How important is that?  **Let's go to large group and hear about a good way to stop a potential fight."**

Lead your group to the large group environment.

Virtue:

PEACE

Proving that you care more about others than winning an argument.

Bottom Line: Making peace doesn't make you weak.



Memory Verse: "So let us do all we can to live in peace. And let us work hard to build each other up." Romans 14:19, NIRV

Bible Story:

LEAVE WELL ENOUGH ALONE

Genesis 26:16-22,26-31



CATCH ON: Make the Connection

Small Groups, 25-30 minutes

PREVIEW

Catch On is designed to help kids understand how the day's topic applies to them. They'll discuss real-life experiences, interact with a close-knit group of peers, and participate in a variety of activities that appeal to different learning styles. Life-application and memory-verse activities, as well as prayer, are always a part of this hands-on time.

Gather children into the same small groups as for Plug In. Make sure the same Small Group Leader works with the children.

4th–5th Grade

GET READY

For each small group, do the following:

- **Three Situations:** No supplies are needed.
- **Spoon Grab Review:** A spoon and two coins or other two-sided objects.
- **Memory Verse Jumble:** Copy "Memory Verse Jumble" (from the Activity Pages on the Web site) and provide one for each student. Also provide pencils and Bibles.
- **Sticks and Stones:** Provide a stone, a stick, and a peace sign.
- Make copies on cardstock of this week's GodTime and Fridge Door cards.



Recycle • Make It Stick
What do you want to make sure they never forget?



Impress • Make It Big
What is the one thing you want them to understand?



Personalize • Make It Real
What can you model for them from your own life?



Apply • Make It Fit
What do you want them to walk away and do?



Transition • Make It Flow
What will you say or do to keep them engaged?

** If you only have time for one activity, we suggest activity #1. Activity #2 is particularly good for children who need to move in order to stay engaged (not just for boys).*



CATCH ON: Make the Connection

Small Groups, 25-30 minutes • for 4th–5th grade

SUPPLIES:

none

* 1. Three Situations (an optional classroom-wide application activity)

Divide into groups of two or three. Have each group come up with three scenarios in which a person their age would have to choose to keep peace or not. Once done, let groups take turns sharing a situation and asking the other group(s) how they might respond. (Note: This could also be done as a classroom-wide activity between small groups.) After the groups have responded, ask one or more of the following questions after each situation:

- **How could compromising in this situation make you stronger?**
(You may become less selfish, develop the habit of putting others first, etc.)
- **What “rights” did you choose to give up in order to keep peace?**
- **Can you think of another way to resolve this problem?**
- **What do you think could happen in situations like this if you act selfishly or are unwilling to compromise?**
- **How is this situation like or unlike today’s Bible story?**

SMALL GROUP LEADER: “It takes strength and courage to wrestle with real-life problems. **! Making peace doesn’t make you weak.** Making peace takes real power, the kind that comes from God.”

Tell your group about a time when you had unresolved conflict. How did it negatively affect you personally? How did it affect your relationships? What ended up happening?

SMALL GROUP LEADER: “Think about whether you’re in conflict with someone right now. A good way to know that is whether you’re holding a grudge—you know, a feeling of dislike or resentment because of something someone did or said. **Here’s a challenge for you: How hard will you work at fixing what is wrong between you and someone else? What are you willing to do? What are you willing to give?”**

SUPPLIES:

a spoon, two coins

2. Spoon Grab Review (application activity / review the Bible lesson / great for boys)

Divide the group into two equal teams. Instruct each team to sit in a line that faces the opposing team. Direct each team to hold hands. Give the first person in each line, whom we’ll call the “Flipper,” a coin. Designate one




CATCH ON: Make the Connection

Small Groups, 25-30 minutes • for 4th–5th grade

side of the coin to be the “squeeze” side. Each Flipper begins flipping the coin (or shaking the coin in their closed hand). Then each Flipper shows their coin to the child next in line on their team. If the object does not come up on the squeeze side, nothing happens. If it does come up on the squeeze side, the first child squeezes the hand of the second child, who squeezes the hand of the next child, and so on. As soon as the last child’s hand has been squeezed, that child grabs the spoon, holds it up, and puts it back down. He then has the choice of answering a review question or passing it to the other team.

A correct answer is worth one point and an incorrect answer results in a point for the other team. After round 1, have the last person come to the front to replace the Flipper. Everybody else moves down one seat, and the Flipper sits down and becomes the first child in line. You may want to have each team practice before you start. Here are some possible questions:

- What happened to the water wells that Abraham originally dug? (*The Philistines stopped them up; dumped dirt in them.*)
- Who told Isaac to leave because he was too powerful? (*Abimelech*) [uh BIM eh lek]
- Where did Isaac move? (*the Valley of Gerar*) [GHEE rahr]
- What did Isaac’s herdsmen quarrel about with the herdsmen of Gerar? (*They had found a well of fresh water, but the Gerar herdsmen wanted to claim it as their own.*)
- What did Isaac name the well that no one quarreled over? (*Rehoboth*) [rih HOH both]
- Why did Abimelech come to see Isaac after he’d moved so many times? (*He saw that the Lord was with Isaac; he wanted to make an agreement with him.*)
- How did Isaac show hospitality to his guests? (*He made a feast for them.*)
- In what book of the Bible was our story found? (*Genesis*)
- Say our memory verse.
- How did compromising with Abimelech to keep peace eventually make Isaac stronger?
-  **Name two other ways to resolve a conflict besides compromising.** (*Talking it through; getting another person’s help; praying about it; asking a wise person for advice*)



CATCH ON: Make the Connection

Small Groups, 25-30 minutes • for 4th–5th grade

SMALL GROUP LEADER: “In our story, what did Isaac give away? (Some water; something his dad had worked hard for; the right to keep something that many of us would say was his; his time and effort in moving; pride; etc.) Sometimes, to keep peace, you have to GIVE SOMETHING AWAY. **! Making peace doesn’t make you weak.** 🦶 **That’s what many people might think, but it’s not what God says.** In our story, Abimelech and his men were envious of Isaac. 🦶 **How about you? What are you good at or what do you possess that might make others jealous and lead to conflict?** (Good grades? Good at a sport? Popular with others? Nice clothes? Getting the best part in a play?) **How can you be proactive and use this skill or possession to help someone else?** (Don’t brag if you get good grades. Instead, encourage and be a tutor. Offer to practice with someone on your team. If you’re popular, be friendly to everyone, not just other popular kids. And so forth.) **If you do these things, what could it show someone about God?”**

Optional 5th Grade Discussion Questions

If you lead fifth graders, consider asking these discussion questions:

- Is holding a grudge a natural reaction? Why or why not? What about making peace?
- Think of one person you have a difficult time not fighting with. 🦶 **Share with the group one thing you are going to do this week to keep peace.** You don’t have to share the person’s name.
- What tends to make you more upset, when someone hurts you or when someone hurts a member of your family? In which situation is it harder to be a peacemaker?

SUPPLIES:

“Memory Verse Jumble”
(Activity Page), pencils

3. Memory Verse Jumble (memory verse activity)

Pass out the “Memory Verse Jumble” sheets and pencils and have kids work in pairs to solve the jumble. Let the pairs practice saying the verse from memory to each other.

SMALL GROUP LEADER: “Wow! You guys solved that quickly! Let’s see how quickly you can find the verse in a Bible. Grab a Bible. (If needed, briefly remind kids of the navigation tips from week 1.) Ready, set, go!”



CATCH ON: Make the Connection

Small Groups, 25-30 minutes • for 4th–5th grade

“Now close your Bibles and let’s practice saying the verse together from memory. (*Lead the group to do so.*) The verse says to do all we can, right? **👣 Choosing to compromise is an example of doing all we can to live in peace with one another. ! Making peace doesn’t make you weak.** It is actually what takes the most strength. It doesn’t take strength to lose your temper, especially when you feel like the other guy is in the wrong. It doesn’t take strength to always try to get your way. It takes much more strength to meet someone else halfway, or more, and compromise. God wants you to remember that your relationships are more important than getting your own way and that’s why He wants us to understand that sometimes you have to GIVE SOMETHING AWAY in order to make peace with someone.”

SUPPLIES:

a stone, a stick, a peace sign

4. Sticks and Stones (*pray*)

Direct the group to sit in a circle on the floor. In the middle of the circle, place a stone, a stick, and a peace sign. Take turns going to the middle and choosing one of the items. **👣 If the person in the middle chooses the stick, he should tell the group one thing that “pokes” at him and makes him mad. If the stone is chosen, she should share something that is hard to let go. If the peace sign is chosen, the person should tell the group one way he/she is going to let go instead of getting even.**

After everyone has had a chance to choose an item and give an example, ask the students to bow their heads. Close your small group time in prayer.

SMALL GROUP LEADER: “God, thank You for letting us discover that **! making peace doesn’t make you weak.** Thank You for giving us the freedom to talk to You about those things that make us mad and then giving us the strength to react in ways that keep peace. Help us know when to GIVE SOMETHING AWAY in order to keep peace. Thank You for other people who compromise with us. Just like Isaac, we want people to see that You are with us, so let our actions show Your love to other people. We ask these things in Jesus’ name. Amen.”

Option: If you have a group you feel is ready and will pray for each other, after each person has chosen an object and shared, have another child pray for the person. Continue until everyone has shared and been prayed for.



CATCH ON: Make the Connection

Small Groups, 25-30 minutes • for 4th–5th grade

WRAP UP

Bring together all the groups in your classroom so the Classroom Facilitator can conclude the session with a review. Be prepared to distribute this week's GodTime and Fridge Door cards.

CLASSROOM FACILITATOR: "This has been an awesome morning! It is beginning to become obvious as we study peace that causing conflict tears at our relationships and being a peacemaker builds up our relationships. Let's go out this week and ask God on a daily basis to help us be peacemakers to the best of our abilities!"

Distribute the GodTime and Fridge Door cards.