

Chief Executive Officer
Reggie Joiner

Editor in Chief
Melanie Williams

Editor
Dana Wilkerson

Copy Editors
Elloa Davis
Kelly Nishi
Wendi Zebell

Group Experience Writers
Elloa Davis
Holly Delich
Danny Downing
Kristi Lemoine
Vicki Noblitt
Brandon O'Dell
Monica Rodriguez
Jill Turner
Dana Wilkerson

GodTime Writers
Holly Delich
Vicki Noblitt


Family Experience Writers
Greg Payne
Phil Pierce
Jon Williams

Graphic Designer
Mike Davis

Illustration
Jodi Blackwell
Joe Goode
Debbie Woodall

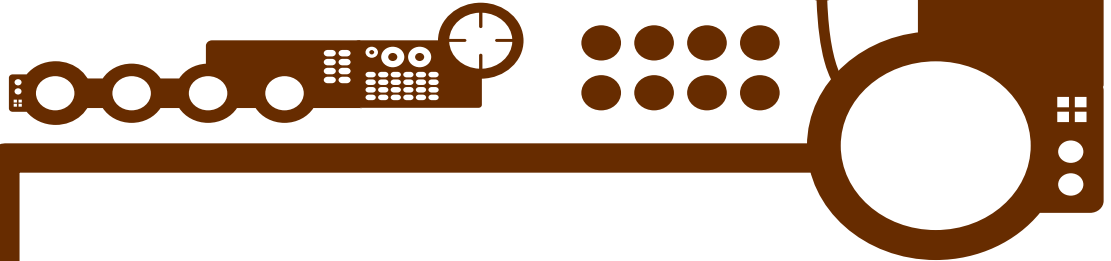
Technical & Web Support
Hadley Brandt

Executive Director
Sue Miller



252 BASICS®

Group and Family Experiences for K-5th Grades



1. I need to make the wise choice.
2. I can trust God no matter what.
3. I should treat others the way I want to be treated.

Statement of Faith

ABOUT GOD

God is the one and only true God, yet He exists in three persons: God the Father, God the Son, and God the Holy Spirit. God is the Creator, so everything belongs to Him and is under His control. God is holy, so He is righteous, majestic, and loving. God is all knowing and purposeful, so He's at work to bring about His will. No person, thing, or idea compares to God.

ABOUT THE SCRIPTURES

God reveals Himself to us through the Bible, and it is 100% accurate, reliable, and authoritative.

ABOUT PEOPLE

People are made in God's image and for His pleasure. But everybody falls short of God's intention, or ideal, for people. In other words, everyone has sinned. As a result, we are all separated from Him, even though He wants an intimate relationship with each of us.

ABOUT SALVATION

That's why Jesus—God's Son—came and lived on this earth, died, and rose again. God offers His free gift of salvation to all who believe in Jesus and accept Him as Savior—the only way to be forgiven and reconciled to God. Anyone who accepts this gift is adopted as a son or daughter into God's family and will live with Him forever in heaven.

User Agreement

The reThink Group gladly grants permission to churches, schools, and other licensees to tailor 252 Basics® materials to fit their unique leadership requirements, locale and format preferences, and physical environment needs. However, if you wish to edit the content substantively, including Bible stories, learning activities, scripts, and any other content in which biblical principles and concepts are presented, you are obligated to do so within the doctrinal guidelines we've expressed in our Statement of Faith.

These resources are intended to be downloaded and printed for use by the subscribing entity only and may not be electronically transferred to or duplicated by other non-subscribing entities. Any unauthorized reproduction of this material or incorporation into a new work is a direct violation of US copyright laws. © 2010 The reThink Group. All rights reserved. 252 Basics® and the 252 Basics® logo are trademarks of The reThink Group, Inc.





Scripture marked "NIRV" is taken from the Holy Bible, New International Reader's Version™, Copyright ©1995, 1996, 1998 by International Bible Society. Used by permission of Zondervan Publishing House. All rights reserved.

Scripture marked "NIV" is taken from the Holy Bible, NEW INTERNATIONAL VERSION®. Copyright © 1973, 1978, 1984 Biblica. All rights reserved throughout the world. Used by permission of Biblica.

252 BASICS®

Virtue: PEACE

Proving that you care more about others than winning an argument.




Git Along!

Memory Verse: "So let us do all we can to live in peace. And let us work hard to build each other up." Romans 14:19, NIrV

Bible Story: Git Along! (Abigail intervenes) • 1 Samuel 25:16-35

Bottom Line: Just because you didn't start a fight doesn't mean you can't stop it.




PLUG IN Small groups

- 10-15 minutes
- Focus the Energy
- for 4th-5th grade



CATCH ON Small groups

- 25-30 minutes
- Make the Connection
- for 4th-5th grade



Virtue:

PEACE

Proving that you care more about others than winning an argument.

Bottom Line: Just because you didn't start a fight doesn't mean you can't stop it.



Memory Verse: "So let us do all we can to live in peace. And let us work hard to build each other up." Romans 14:19, NIRV



PLUG IN: Focus the Energy

Small Groups, 10-15 minutes

Bible Story:

GIT ALONG!

1 Samuel 25:16-35

PREVIEW

Plug In is designed to introduce children to the day's topic in a setting that gives them individualized attention from their Small Group Leader and plenty of interaction with a small group of peers.

Divide the children by age into groups of no more than 10. You will need one Small Group Leader for each small group. Ideally, assign the same Small Group Leader to the same group of kids for the entire year.

4th–5th Grade

FOR LEADERS ONLY

What does it mean to be a peacemaker? It's one thing to keep to oneself, avoiding conflict if at all possible. It's another thing to get involved when others are in a conflict. Sometimes a person on the outside can see a solution easier than those who are in the midst of an argument. (1) Peace is proving that you care more about others than winning an argument. And sometimes peace is caring enough about others to help them find resolutions to their arguments. Abigail was able to help David see a peaceful solution to his problem with Nabal, thus preventing David from committing murder. (2) God is the ultimate peacemaker. We constantly find new ways to disrespect our Creator and we deserve to be punished—right? But instead of giving us what we deserve, God gives us grace, through Jesus and on an everyday basis. (3) God wants us to be peacemakers, too. (4) By helping others resolve conflict, we keep them from possibly doing things they might regret. And if we respond with love, they will see the love of God in us.

GET READY

For each small group, do the following:

- **Early Arriver Idea:** Provide an interesting offering container.
- **Toss a Smile:** No supplies are needed.



Recycle • Make It Stick
What do you want to make sure they never forget?



Impress • Make It Big
What is the one thing you want them to understand?



Personalize • Make It Real
What can you model for them from your own life?



Apply • Make It Fit
What do you want them to walk away and do?



Transition • Make It Flow
What will you say or do to keep them engaged?



PLUG IN: Focus the Energy

Small Groups, 10-15 minutes • for 4th–5th grade

- Gather the leaders together to pray before the kids arrive. Pray that each child would listen and learn the Bible truths presented during today's session. If any kids arrive before or during the prayer, invite them to participate with the leaders.

SUPPLIES:

an interesting offering container

Early Arriver Idea

As kids arrive, have them pair up and play some of the partner games they played in week 1. As a leader, remember to play with a child if you have an odd number of kids until the next child comes in and can take your place. Invite the kids to put their offerings in the offering container.


SUPPLIES:

none

Toss a Smile

Sit in a circle. Designate a "Smiler" who starts the game by smiling at a person across the circle. The Smiler then wipes the smile off his face with his hand. The person smiled at repeats the process, smiling at someone else in the circle. Anyone caught smiling when he shouldn't be is out and becomes a Heckler. (A Heckler attempts to make others smile when they shouldn't.)

WRAP UP

SMALL GROUP LEADER: "There is a way to turn someone's angry scowl into a smile. We may even be expected to do so.  **Let's go to large group and hear how we might do it."**

Lead your group to the large group environment.



Virtue:

PEACE

Proving that you care more about others than winning an argument.

Bottom Line: Just because you didn't start a fight doesn't mean you can't stop it.



Memory Verse: "So let us do all we can to live in peace. And let us work hard to build each other up." Romans 14:19, NIRV



CATCH ON: Make the Connection

Small Groups, 25-30 minutes

Bible Story:

GIT ALONG!

1 Samuel 25:16-35

PREVIEW

Catch On is designed to help kids understand how the day's topic applies to them. They'll discuss real-life experiences, interact with a close-knit group of peers, and participate in a variety of activities that appeal to different learning styles. Life-application and memory-verse activities, as well as prayer, are always a part of this hands-on time.

Gather children into the same small groups as for Plug In. Make sure the same Small Group Leader works with the children.

4th–5th Grade

GET READY

For each small group, do the following:

- **Search and Decipher:** Copy "Search and Decipher" (from the Activity Pages on the Web site) for each child. Provide a pencil for each child.
- **Beanbag Challenge:** Write on construction paper a place or type of relationship in which kids might have the opportunity to stop a fight. Write one place or relationship per piece of paper. Some examples include: *school, neighborhood friends, parents, school club, sports team, siblings*, etc. Prepare 6 to 10 pieces of construction paper for each small group. Provide a beanbag.
- **Memory Verse Dominoes:** Copy and cut apart "Memory Verse Dominoes" (from the Activity Pages on the Web site). Provide Bibles.
- **Confession Prayer:** Provide paper and a pencil for each student.
- Make copies on cardstock of this week's GodTime and Fridge Door cards.

** If you only have time for one activity, we suggest activity #2. Activity #3 is particularly good for children who need to move in order to stay engaged (not just for boys).*

- Recycle • Make It Stick**
What do you want to make sure they never forget?
- Impress • Make It Big**
What is the one thing you want them to understand?
- Personalize • Make It Real**
What can you model for them from your own life?
- Apply • Make It Fit**
What do you want them to walk away and do?
- Transition • Make It Flow**
What will you say or do to keep them engaged?



CATCH ON: Make the Connection

Small Groups, 25-30 minutes • for 4th–5th grade

SUPPLIES:

“Search and Decipher”
(Activity Page), pencils

1. Search and Decipher (*application activity / review the Bible lesson*)

SMALL GROUP LEADER: “We learned in large group that **! just because you didn’t start a fight doesn’t mean you can’t stop it.** Let’s decipher a code on the Activity Page I am passing out to discover who stopped a bad situation from happening.”

Pass out the Activity Pages and have the kids complete it to answer the questions about today’s Bible story. (*Activity Page Answers: Abigail, Nabal, peace, get involved, Romans, evil, good*)

SMALL GROUP LEADER: “Abigail intervened and saved her husband and her whole household from a fight. One of the servants told Abigail what had happened: that Nabal [NAY bal] had been rude to David’s men even though they had protected them and treated them well out in the desert and that Nabal was so mean and stubborn that he wouldn’t listen to anyone. So she went and made a peace offering on behalf of Nabal. 🙏 **You too may be able to make peace between others before a fight breaks out. Like Abigail, you may be able to intervene, to get involved in order to keep somebody from doing something they’ll regret later. God worked through Abigail to keep David from making a bad situation worse. God could work through YOU to do something similar in someone else’s life.**”

Optional 5th Grade Discussion Questions

If you lead fifth graders, consider asking these discussion questions:

- Now that you are one of the oldest kids at your school, how can you be an example to younger kids of what it means to be a peacemaker?
- Complete this sentence: “It drives me crazy to see ____ and ____ always fighting. I wish they could get along.”
- Honestly, what would you have done if you were David and someone mistreated your friends like his men were treated? Put it in today’s times; would you use technology to strike back and/or clear your name? If so, how? If not, could you use cell phone, computer, etc., to initiate peace? How so?



CATCH ON: Make the Connection

Small Groups, 25-30 minutes • for 4th–5th grade

SUPPLIES:

prepared pieces of construction paper, a beanbag

* 2. Beanbag Challenge (*application activity / great for boys*)

Place the construction paper on the floor. Form a circle around the papers at least six feet away. Have kids take turns tossing a beanbag onto one of the papers and briefly describing a realistic situation in which they could be challenged to be a peacemaker in that location or in that relationship. For example, if the beanbag lands on “school club,” the player might describe a situation in which two of the club members disagree on how to carry out the next project. They could get involved by trying to find a solution that would satisfy both members, or they could encourage the two kids to discuss the situation calmly without attacking the other person. You may need a rule that if a player hits the same paper, an answer cannot be repeated.

Make this game more engaging by challenging each kid to toss the beanbag a different way: underhanded, backwards over your shoulder, backwards through your legs, under your leg, under your neighbor’s leg, using the hand you don’t write with, from the top of your foot, sitting and holding it between your feet, etc.

SMALL GROUP LEADER: “If you think about it, you are surrounded by lots of people on a regular basis, and sometimes the people around you disagree, which can lead to arguments. **! Just because you didn’t start a fight doesn’t mean you can’t stop it.** **! Sometimes you have to GET INVOLVED to make peace. Okay, so what are some other practical ways you can help someone else to make peace?** (*Praying for both parties, being a true friend to both parties, not taking sides, encouraging them to listen and talk to each other, etc.*)

“You guys did a nice job thinking through those different situations! It can help to think through situations ahead of time, especially about what you could do to resolve conflict. That’s just one of many ways God can give you the answers you need or work through you to intervene in someone else’s life. **! So here’s a challenge for you: Is there anything going on right now between you and someone else that needs to be resolved? How hard will you work at fixing something wrong between you and someone else? What are you willing to do? What are you willing to give?”**

**CATCH ON: Make the Connection**

Small Groups, 25-30 minutes • for 4th–5th grade


SUPPLIES:


"Memory Verse Dominoes"
(Activity Page), Bibles

3. Memory Verse Dominoes (memory verse activity / great for boys)

Form two teams and direct each team to line up. Spread the two different colored sets of dominoes out at the other end of the playing area. At your signal, the first person from each team runs down and retrieves a domino. Kids are to take turns running and retrieving the dominoes. Teams keep taking turns until they have the dominoes needed to form the memory verse. *(Note: There will be extra words on the dominoes that are not included in the memory verse. Do not tell kids this, though. See if they can figure it out on their own.)* The goal is to be the first team to put the dominoes end to end in a chain that forms the memory verse.

Once teams have completed the verse, ask everyone to find the memory verse in a Bible: Romans 14:19. (See the navigation tips from week 1 if needed.) Once everyone has found the verse, ask for a volunteer to read it and then ask for a volunteer to say the verse from memory.

SMALL GROUP LEADER: "This verse reminds us that  **we can be an encouragement to others by helping other people solve problems and live in peace. ! Just because you didn't start a fight doesn't mean you can't stop it.** God used Abigail to intervene. She decided to GET INVOLVED and see if she could talk sense to David and keep him from fighting Nabal. Even though Abigail didn't start the fight, God used her good sense and wisdom to nip it, to keep it from progressing to something worse."

 **Tell your group about a time when God used you to end a fight between two other people. Share how you felt when you considered getting involved. Were you worried, anxious, excited, or hopeful? If you can, talk about how you knew God wanted you to follow through to try to be a peacemaker.**

SUPPLIES:

paper, pencils

4. Confession Prayer (pray)


SMALL GROUP LEADER: "Being a peacemaker doesn't always mean you're the third party trying to bring about peace between two other people. Sometimes being a peacemaker means stepping up to the plate when someone is trying to pick a fight with YOU. If we want to be able to help others make peace, it is important that WE forgive others who may have hurt us. It may be that someone has done something to you or said something



CATCH ON: Make the Connection

Small Groups, 25-30 minutes • for 4th–5th grade

about you. You might not have done anything. But **! just because you didn't start a fight doesn't mean you can't stop it.**"

Pass out paper and pencils to the kids.  **Ask them to write a letter asking God to help them in letting go of a grudge they may be holding.** You may want to prompt them with: "I am currently upset with ____ because he/she ____, and that bugged me." Instruct them to ask for God's help in forgiving the person and stopping the fight. Prompt them with: "Please help me forgive ____ for ____, and I will do what I can to stop our fight and treat him/her the way Jesus wants me to."

WRAP UP

Bring together all the groups in your classroom so the Classroom Facilitator can conclude the session with a review. Be prepared to distribute this week's GodTime and Fridge Door cards.

CLASSROOM FACILITATOR: "What's our virtue for this month? (*Pause.*) Right, peace. Peace is proving that you care more about others than winning an argument. God has put lots of things in the Bible that He wants us to learn about peace. He knows that peace is good for us and the people around us. What we've talked about this month are just a few things God wants us to learn about peace. Let's remember what we've learned: (1) The best way to stop a fight is never to start one. (2) Making peace doesn't make you weak. (3) It's better to let go than to get even. And, (4) **! just because you didn't start a fight doesn't mean you can't stop it.** So look for ways to put peace into practice in your life. It's not just for this month; it's for the rest of your life! Speaking of the rest of your life, it's time to head out. See you next week!"

Distribute the GodTime and Fridge Door cards.