

Chief Executive Officer
Reggie Joiner

Editor in Chief
Melanie Williams

Editor
Dana Wilkerson

Copy Editors
Elloa Davis
Kelly Nishi
Wendi Zebell

Group Experience Writers
Elloa Davis
Holly Delich
Danny Downing
Kristi Lemoine
Vicki Noblitt
Brandon O'Dell
Monica Rodriguez
Jill Turner
Dana Wilkerson

GodTime Writers
Holly Delich
Vicki Noblitt


Family Experience Writers
Greg Payne
Phil Pierce
Jon Williams

Graphic Designer
Mike Davis

Illustration
Jodi Blackwell
Joe Goode
Debbie Woodall

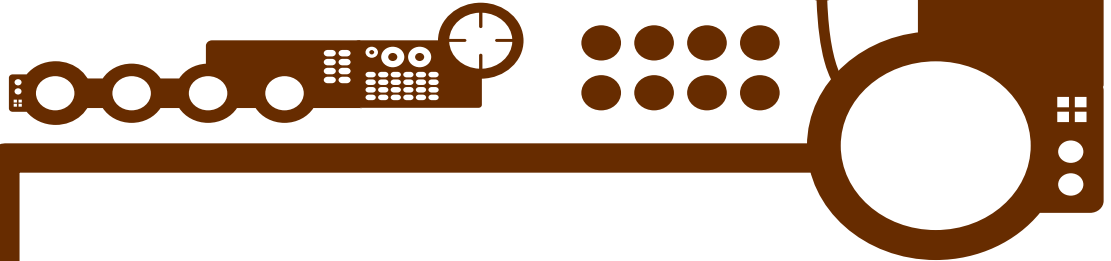
Technical & Web Support
Hadley Brandt

Executive Director
Sue Miller



252 BASICS®

Group and Family Experiences for K-5th Grades



1. I need to make the wise choice.
2. I can trust God no matter what.
3. I should treat others the way I want to be treated.

Statement of Faith

ABOUT GOD

God is the one and only true God, yet He exists in three persons: God the Father, God the Son, and God the Holy Spirit. God is the Creator, so everything belongs to Him and is under His control. God is holy, so He is righteous, majestic, and loving. God is all knowing and purposeful, so He's at work to bring about His will. No person, thing, or idea compares to God.

ABOUT THE SCRIPTURES

God reveals Himself to us through the Bible, and it is 100% accurate, reliable, and authoritative.

ABOUT PEOPLE

People are made in God's image and for His pleasure. But everybody falls short of God's intention, or ideal, for people. In other words, everyone has sinned. As a result, we are all separated from Him, even though He wants an intimate relationship with each of us.

ABOUT SALVATION

That's why Jesus—God's Son—came and lived on this earth, died, and rose again. God offers His free gift of salvation to all who believe in Jesus and accept Him as Savior—the only way to be forgiven and reconciled to God. Anyone who accepts this gift is adopted as a son or daughter into God's family and will live with Him forever in heaven.

User Agreement

The reThink Group gladly grants permission to churches, schools, and other licensees to tailor 252 Basics® materials to fit their unique leadership requirements, locale and format preferences, and physical environment needs. However, if you wish to edit the content substantively, including Bible stories, learning activities, scripts, and any other content in which biblical principles and concepts are presented, you are obligated to do so within the doctrinal guidelines we've expressed in our Statement of Faith.

These resources are intended to be downloaded and printed for use by the subscribing entity only and may not be electronically transferred to or duplicated by other non-subscribing entities. Any unauthorized reproduction of this material or incorporation into a new work is a direct violation of US copyright laws. © 2010 The reThink Group. All rights reserved. 252 Basics® and the 252 Basics® logo are trademarks of The reThink Group, Inc.





Scripture marked "NIRV" is taken from the Holy Bible, New International Reader's Version™, Copyright ©1995, 1996, 1998 by International Bible Society. Used by permission of Zondervan Publishing House. All rights reserved.

Scripture marked "NIV" is taken from the Holy Bible, NEW INTERNATIONAL VERSION®. Copyright © 1973, 1978, 1984 Biblica. All rights reserved throughout the world. Used by permission of Biblica.

252 BASICS®

Virtue: PEACE

Proving that you care more about others than winning an argument.




Leave Well Enough Alone

Memory Verse: "So let us do all we can to live in peace. And let us work hard to build each other up." Romans 14:19, NIRV

Bible Story: Leave Well Enough Alone (Isaac's wells) • Genesis 26:16-22,26-31

Bottom Line: Making peace doesn't make you weak.




PLUG IN Small groups

- 10-15 minutes
- Focus the Energy
- for kindergarten-1st grade

CATCH ON Small groups

- 25-30 minutes
- Make the Connection
- for kindergarten-1st grade



Virtue:

PEACE

Proving that you care more about others than winning an argument.

Bottom Line: Making peace doesn't make you weak.



Memory Verse: "So let us do all we can to live in peace. And let us work hard to build each other up." Romans 14:19, NIRV



PLUG IN: Focus the Energy

Small Groups, 10-15 minutes

Bible Story:

LEAVE WELL ENOUGH ALONE

Genesis 26:16-22,26-31

PREVIEW

Plug In is designed to introduce children to the day's topic in a setting that gives them individualized attention from their Small Group Leader and plenty of interaction with a small group of peers.

Divide the children by age into groups of no more than 10. You will need one Small Group Leader for each small group. Ideally, assign the same Small Group Leader to the same group of kids for the entire year.

Kindergarten–1st Grade

FOR LEADERS ONLY

Many of us are under the impression that if you don't fight back, you're a wimp. You get picked on if you choose to back down from an argument. But (1) peace is proving that you care more about others than winning an argument. Making peace doesn't make you weak. (2) Look at God. You would never call Him weak, and yet He chooses to show grace, mercy, and forgiveness to us when we don't deserve it. (3) Throughout Scripture, God teaches us to love everyone, even our enemies. Jesus modeled that for us, but this teaching is present even in the Old Testament. For instance, Isaac could have chosen to use his power and might to fight for his land, but he took the high road instead. (4) When we do this, we show others that we're not too weak to fight, but strong enough to make peace. We show others the kind of peaceful life that God offers.

GET READY

For each small group, do the following:

- **Early Arriver Idea:** Provide an interesting offering container.
- **How Strong?:** No supplies or preparation needed.
- Gather the leaders together to pray before the kids arrive. Pray that each child would listen and learn the Bible truths presented during today's session. If any kids arrive before or during the prayer, invite them to participate with the leaders.



Recycle • Make It Stick
What do you want to make sure they never forget?



Impress • Make It Big
What is the one thing you want them to understand?



Personalize • Make It Real
What can you model for them from your own life?



Apply • Make It Fit
What do you want them to walk away and do?



Transition • Make It Flow
What will you say or do to keep them engaged?



PLUG IN: Focus the Energy

Small Groups, 10-15 minutes • for kindergarten–1st grade

SUPPLIES:

an interesting offering container

Early Arriver Idea

Ask the kids if they had any chances this week to hold back from starting a fight. Were they tempted to argue with anyone over anything? Did they succeed in not starting the fight? If not, did they ask God for forgiveness and smooth things over later? Invite the kids to put their offerings in the offering container.


SUPPLIES:

none

How Strong?

Lead kids in a strength and endurance competition. See how many jumping jacks, push-ups, sit-ups, etc. they can do in a given amount of time. Challenge them to come up with unconventional ways of testing strength.

WRAP UP

SMALL GROUP LEADER: "Wow, this group is STRONG! What's the opposite of strong? (*Weak*)  While we're in large group I want you to listen closely. You might learn that something we would think makes us weak actually makes us strong!"

Lead your group to the large group area.



Virtue:

PEACE

Proving that you care more about others than winning an argument.

Bottom Line: Making peace doesn't make you weak.



Memory Verse: "So let us do all we can to live in peace. And let us work hard to build each other up." Romans 14:19, NIRV



CATCH ON: Make the Connection

Small Groups, 25-30 minutes

Bible Story:

LEAVE WELL ENOUGH ALONE

Genesis 26:16-22,26-31

PREVIEW

Catch On is designed to help kids understand how the day's topic applies to them. They'll discuss real-life experiences, interact with a close-knit group of peers, and participate in a variety of activities that appeal to different learning styles. Life-application and memory-verse activities, as well as prayer, are always a part of this hands-on time.

Gather children into the same small groups as for Plug In. Make sure the same Small Group Leader works with the children.

Kindergarten–1st Grade

GET READY

For each small group, do the following:

- **Drawing Peace:** You'll need drawing paper and colored pencils.
- **Pray for Strength:** The kids will need the pictures they draw in the "Drawing Peace" activity.
- **Peace Boxes:** Obtain small, blank take-out boxes. You can find these at most craft stores or at www.orientaltrading.com. You'll need one for each kid. Also provide various decorating supplies, such as stickers, glitter pens, markers, crayons, etc. Make a copy of "Ways to Make Peace" (from the Activity Pages on the Web site) for each child, and provide scissors.
- **Memory Verse Nametag Switcheroo:** Provide Bibles and some sticker nametags (like the 3.5x2.5 "Hello My Name Is ..." nametags). Write two words of the first sentence of the memory verse on each nametag, leaving "peace" on its own nametag. (For NIV: Write the first phrase only, from "Let us" through "peace.") If you have a group that's new to reading, number the nametags in memory verse order. Note: Save the extra nametags; you'll use them next week.
- Make copies on cardstock of this week's GodTime and Fridge Door cards.



Recycle • Make It Stick
What do you want to make sure they never forget?



Impress • Make It Big
What is the one thing you want them to understand?



Personalize • Make It Real
What can you model for them from your own life?



Apply • Make It Fit
What do you want them to walk away and do?



Transition • Make It Flow
What will you say or do to keep them engaged?



CATCH ON: Make the Connection

Small Groups, 25-30 minutes • for kindergarten–1st grade


- Note: A fun idea to encourage memorization of the memory verse is to provide a small prize (lollipops or cool pencils) during week four for those who can say the verse completely from memory.

* If you don't have time to do all these activities, be sure to do activity #1. Activity #4 is particularly good for children who need to move in order to stay engaged (not just for boys).

SUPPLIES:

paper, colored pencils

* 1. Drawing Peace (application activity)

Ask the kids to pair off. Assign each pair a set of drawings.  **One kid will draw a picture of a fight or dispute, while the other kid will draw that same dispute being resolved.** Some examples are listed below (including different kinds of possible solutions), but you can take this opportunity to really hone in on what your kids are dealing with specifically. Allow them to express things they seem to fight over regularly; maybe it's a specific person they find themselves fighting with, or a time of day when they seem to be more prone to arguing. While the kids are drawing, ask them if it's easier to be the one giving in to anger and starting a fight, or if it's easier to resist fighting in order to make peace.

1. Two kids fighting over one toy (*Solutions involving compromise: kids playing together with the toy; one kid has the toy, the other is waiting his turn*)
2. Kid cutting in line at monkey bars; other kids are mad (*Solution involving discussion rather than violence: kids kindly tell kid to get in line and wait his turn*)
3. Kid getting out of bed at night to ask for a snack; parent telling kid to go back to bed (*Solution involving obedience and learning from mistakes: Kid eats all of his dinner the next night*)
4. A brother/sister gets better grades at report card time and is bragging about it (*Solution involving encouragement: The sibling with the better grades encourages and helps his/her brother/sister*)
5. One kid is making fun of another kid (*Solution involving getting an adult's help: Kid and adult talking about what happened, adult gives advice*)



CATCH ON: Make the Connection

Small Groups, 25-30 minutes • for kindergarten–1st grade

SUPPLIES:

pictures from previous activity

SMALL GROUP LEADER: “These are great pictures. Can someone tell me what compromise is? (A way to fix what’s wrong between two people. Both sides agree to let go of something in order to have peace.) You know, fixing what’s wrong between you and someone else is a really tough thing to do. It takes a very strong person to go the extra mile to make peace. 🦶 **God tells us that ! making peace doesn’t make you weak. He wants us to remember that when we feel like fighting. He wants us to be the strong ones who work to compromise instead of fighting.**”

2. Pray for Strength (*pray*)

Help the kids understand that the more often they make peace, the better at it they’ll get. Lead them to look at their pictures while you pray for God’s help to live in peace.

SMALL GROUP LEADER: “Learning to make peace instead of fighting is a hard thing to do. Compromise is hard work, but it’s something that God wants us to do. He knows that **! making peace doesn’t make you weak**, and He wants to help us. 🦶 **All you have to is ask, so let’s do that right now.**”

“Dear God, thank You for creating peace and for teaching us how to have peace with others. Please help us as we practice making peace and compromising with our friends and families. We love You. Amen.”

SUPPLIES:

boxes, decorating supplies, scissors, “Ways to Make Peace” (Activity Page)

3. Peace Boxes (*application activity / review the Bible lesson*)

Guide the kids to decorate their boxes. Challenge them to make the coolest box they’ve ever made. While they’re decorating, ask them the following questions about the Bible story. Give each kid a “Ways to Make Peace” page and let the kids cut the cards apart. Tell them that the cards have ideas they can use when they’re having trouble making peace. Sometime later at home, on the blank cards, they should draw or write situations they’re in where they’re finding it hard to make or keep peace with another person.

1. What did Abimelech [uh BIM eh lek] ask Isaac to do? (*Move away; he thought Isaac was too powerful*)
2. What did Isaac have that other people wanted? (*Wells of water*)



CATCH ON: Make the Connection

Small Groups, 25-30 minutes • for kindergarten–1st grade

3. How did Isaac keep peace with the people who wanted his wells? (*He moved away and dug new wells.*)
4. True or False: Isaac refused to let go of his wells. (*False*)
5. True or False: Because Isaac was willing to give away his wells, Abimelech said that the Lord was with him. (*True*)
6. What two people made an agreement to keep the peace? (*Isaac and Abimelech*)

SMALL GROUP LEADER: “In the end, whatever you’re fighting about is going to have to be worked out somehow. If you get mad at a friend because you don’t want to let him borrow your skateboard, he’s still going to want to borrow that skateboard, AND you might end up hurting his feelings if you fight with him over it. 🦶 **Just like Isaac chose to let go of his wells, you can choose to let go of something—like a skateboard—in order to make peace.** That can be really hard to do! **! Making peace doesn’t make you weak.** God wants us to remember that we should always be willing to do what we can to make peace. 🦶 **He wants us to show the people we love that their friendship is more important to us than our stuff or what we’re fighting about.”**

SUPPLIES:

prepared nametags, Bibles

4. Memory Verse Nametag Switcheroo (*memory verse activity*)

Help the group look up Romans 14:19 in the Bibles. (See week 1 for tips on teaching kids to navigate the Bible.) Read the verse aloud. Encourage the kids to practice looking up this verse at home. Tell them that they can get their parents to help with reading if they need to. Challenge them to memorize the entire verse.

Divide your group in half. Put nametags on half of the kids. Guide the other half of the kids to put the “nametags” (i.e., their friends) in order of the memory verse. You can help them by telling them what each next word is.

SMALL GROUP LEADER: “This verse says we should do all we can to live in peace. What does ‘all’ mean? (*Everything*) Does this verse make it sound like peace is really important to God? (*Yes. If we’re supposed to do ‘all we can’ to make peace, then peace is pretty important to God.*) Someone who does everything they can to live in peace with others is a pretty cool and



CATCH ON: Make the Connection

Small Groups, 25-30 minutes • for kindergarten–1st grade

strong person. **! Making peace doesn't make you weak.** It actually makes you strong."

♥ Give the kids an example of something you do on a regular basis in order to maintain a peaceful relationship with someone.

WRAP UP

Bring together all the groups in your classroom so the Classroom Facilitator can conclude the session with a review. Be prepared to distribute this week's GodTime and Fridge Door cards.

CLASSROOM FACILITATOR: "We learned today that sometimes you have to give something away in order to make peace. For Isaac, it was his wells. For you, it might be sharing a toy that your little brother ALWAYS wants to play with. It might be letting someone else have the first turn. It might be giving up what you want to do for a few minutes in order to do you're your parents want you to do first. Whatever it is, don't forget that **! making peace doesn't make you weak.** Think about whether you've been arguing a lot with someone lately. What are you willing to do to fix what's wrong between you and that person?"

Give each child a GodTime card. Distribute Fridge Door cards to parents as they arrive.